

NATIONAL ASSOCIATION FOR STATE COMMUNITY SERVICES PROGRAMS



Weatherization Readiness Roundup

20
23

ANNUAL TRAINING
CONFERENCE

SEPTEMBER 25 - 29





Weatherization Readiness Funds (WRF)

- WPN 22-6; \$15M in new funds
- [WPN 23-4](#); \$30M in PY '23
- WRF funds to be used to address deferral conditions and bring units into WX Ready state.
- Grantees must develop a WRF plan for DOE approval
- Track funds used on each unit
- Monitor funds; confirm it results in DOE completed unit.
- Distributed in formula funds like T&TA funds, will not impact traditional ACPU. WRF allocation listed in WPN XX-2

Weatherization Readiness Funding

- \$15M appropriated in PY '22
- \$30M appropriated in PY '23
 - Allocations in [WPN 23-2](#)
- Requirements
 - WRF Plan
 - Track Funds
 - Monitor
- [NASCSP/DOE WRF Webinar](#)

State	FY 2023 Program Allocation	FY 2023 T&TA Allocation	FY 2023 Total Allocation	FY 2023 Readiness Fund
Alabama	\$2,785,126	\$609,162	\$3,394,288	\$357,188
Alaska	\$1,844,907	\$420,397	\$2,265,304	\$253,486
Arizona	\$1,936,680	\$438,822	\$2,375,502	\$263,608
Arkansas	\$2,203,925	\$492,476	\$2,696,401	\$293,084
California	\$7,435,566	\$1,542,818	\$8,978,384	\$870,114
Colorado	\$5,698,267	\$1,194,025	\$6,892,292	\$678,496
Connecticut	\$2,996,244	\$651,548	\$3,647,792	\$380,474
Delaware	\$652,802	\$181,061	\$833,863	\$122,001
District of Columbia	\$603,026	\$171,068	\$774,094	\$116,511
Florida	\$3,103,745	\$673,130	\$3,776,875	\$392,331
Georgia	\$3,917,626	\$836,531	\$4,754,157	\$482,099
Hawaii	\$207,122	\$91,583	\$298,705	\$72,845
Idaho	\$2,057,564	\$463,091	\$2,520,655	\$276,941
Illinois	\$14,337,411	\$2,928,482	\$17,265,893	\$1,631,360
Indiana	\$7,283,994	\$1,512,387	\$8,796,381	\$853,396
Iowa	\$5,042,431	\$1,062,355	\$6,104,786	\$606,160
Kansas	\$2,673,077	\$586,666	\$3,259,743	\$344,830
Kentucky	\$4,816,099	\$1,016,915	\$5,833,014	\$581,197
Louisiana	\$1,666,297	\$384,538	\$2,050,835	\$233,786
Maine	\$3,205,253	\$693,510	\$3,898,763	\$403,527
Maryland	\$3,057,092	\$663,764	\$3,720,856	\$387,185
Massachusetts	\$6,978,497	\$1,451,053	\$8,429,550	\$819,701
Michigan	\$16,597,459	\$3,382,225	\$19,979,684	\$1,880,634
Minnesota	\$10,012,063	\$2,060,094	\$12,072,157	\$1,154,291
Mississippi	\$1,769,046	\$405,166	\$2,174,212	\$245,119
Missouri	\$6,425,237	\$1,339,977	\$7,765,214	\$758,678
Montana	\$2,508,101	\$553,544	\$3,061,645	\$326,634
Nebraska	\$2,570,131	\$565,998	\$3,136,129	\$333,475
Nevada	\$1,193,787	\$289,673	\$1,483,460	\$181,670
New Hampshire	\$1,614,893	\$374,218	\$1,989,111	\$228,116
New Jersey	\$5,862,784	\$1,227,055	\$7,089,839	\$696,642
New Mexico	\$2,029,053	\$457,367	\$2,486,420	\$273,797
New York	\$22,155,886	\$4,498,175	\$26,654,061	\$2,493,707
North Carolina	\$5,033,819	\$1,060,626	\$6,094,445	\$605,210
North Dakota	\$2,421,799	\$536,218	\$2,958,017	\$317,115

WPN 22-6: Weatherization Readiness Fund (WRF) Guidelines

Released: April 14, 2022

Supersedes: N/A

Optional [DOE Deferral Tracking Spreadsheet](#)

Requirements:

- Grantee to develop WRF Plan for DOE approval
- Grantee to define whether an ACPU or cost cap per home
 - Grantee defines the amount in either case!
- Grantee must track each building/unit and costs (T&TA, Monitoring and Leveraging Report)
- Grantee must monitor these funds as part of annual Subgrantee monitoring
- [WPN 22-6](#)

WPN 23-4: Weatherization Readiness Funds – Expansion of Scope

Released: April 14, 2022

Supersedes: WPN 22-6

Optional [DOE Deferral Tracking Spreadsheet](#)

Requirements:

- WRF are allowed to be carried forward into next budget period (within same grant cycle)
- The use of WRF does not need to result in a DOE-funded completion within the same PY but must be completed w/in same grant cycle and within a reasonable time
 - Grantees to define 'reasonable time'
- WRF funds are allowed to be utilized on formula-funded **AND** BIL-funded Wx projects
- [WPN 23-4](#)

WRF Reporting

PY23 reporting to be completed in narrative form as part of the T&TA, Monitoring and Leveraging Report

Reporting Requirements per [WPN 23-4](#)

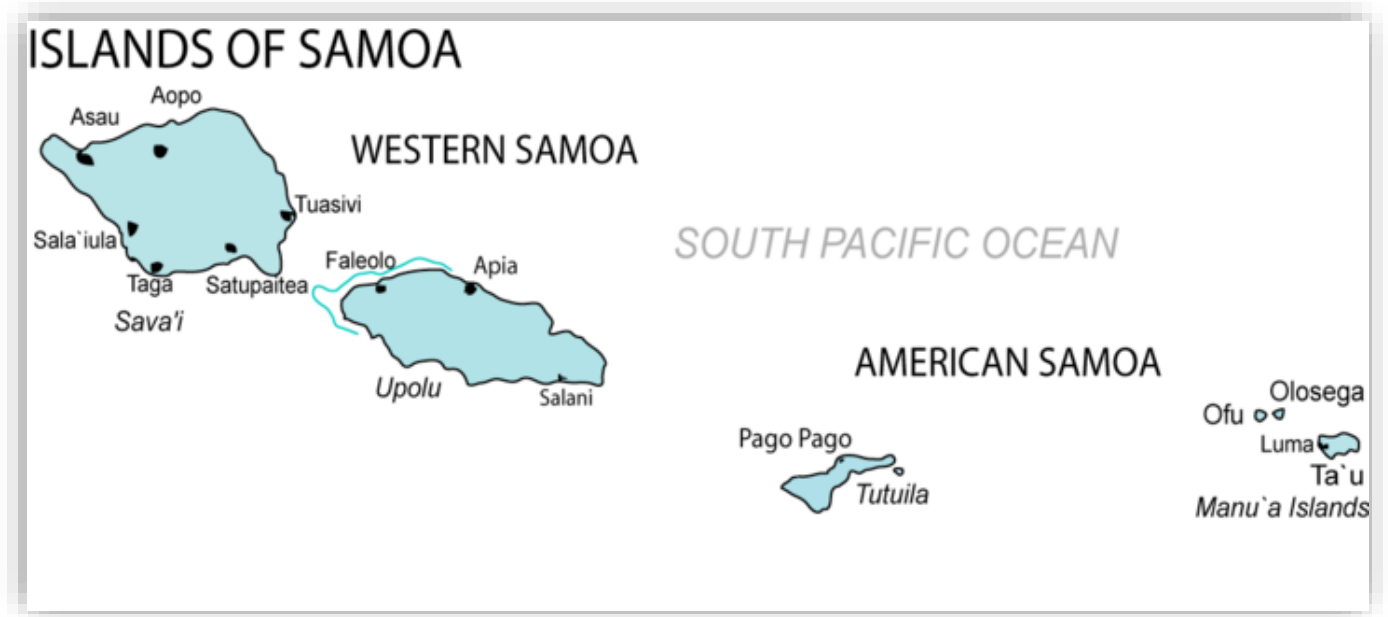
- Year built
- Housing type: Site-built single family, manufactured, multifamily
- Nature of repair(s)
- DOE WRF expenditure per unit
- Leveraged funds used

[Optional Deferral Classification Guide and Tracker](#)

Unit Information:							
Unit ID	WAP Intake Date	Date(s) Deferred (if previously deferred by WAP)	DATE INFO		MAILING INFO Street, City, State, Etc.	BUILDING INFO	
			Date Weatherization Ready	Date Weatherized		Building Type	Year Built
Issue Specific Information:							
Issue or Action Needed	WRF Category	DEFERRAL ISSUE 1			Non-WAP Funding Source Used	WRF Funds Applied	
		Total Remediation Cost					

PY '22 WRF results

- \$4.11M spent of \$15M allocation
 - 27.4% spend rate
- Top performing States
 - American Samoa
 - Alaska
 - Kansas
 - New Mexico
 - Utah



[This Photo](#) by Unknown Author is licensed under [CC BY-SA](#)

WRF Best Practices

- Build in flexibility
 - ACPU favored over cost cap
 - Language for state to approve if needed, without needing DOE approval
- Mind your carryover! Grant cycle ends PY '24
- Educate Intake Staff
 - Process mapping
- WRF can be used with BIL funds
- Use existing contractors when possible
- Municipal inspections



Snapshot of WRWG work

Georgia

- work completed in the following categories:
 - Flooring
 - Plumbing
 - Vermiculite abatement
 - Hoarding
 - Foundation
 - Pests

New Mexico

- work completed in the following categories:
 - Knob & Tube
 - Plumbing/sewer
 - Electrical upgrades
 - MH roof repair

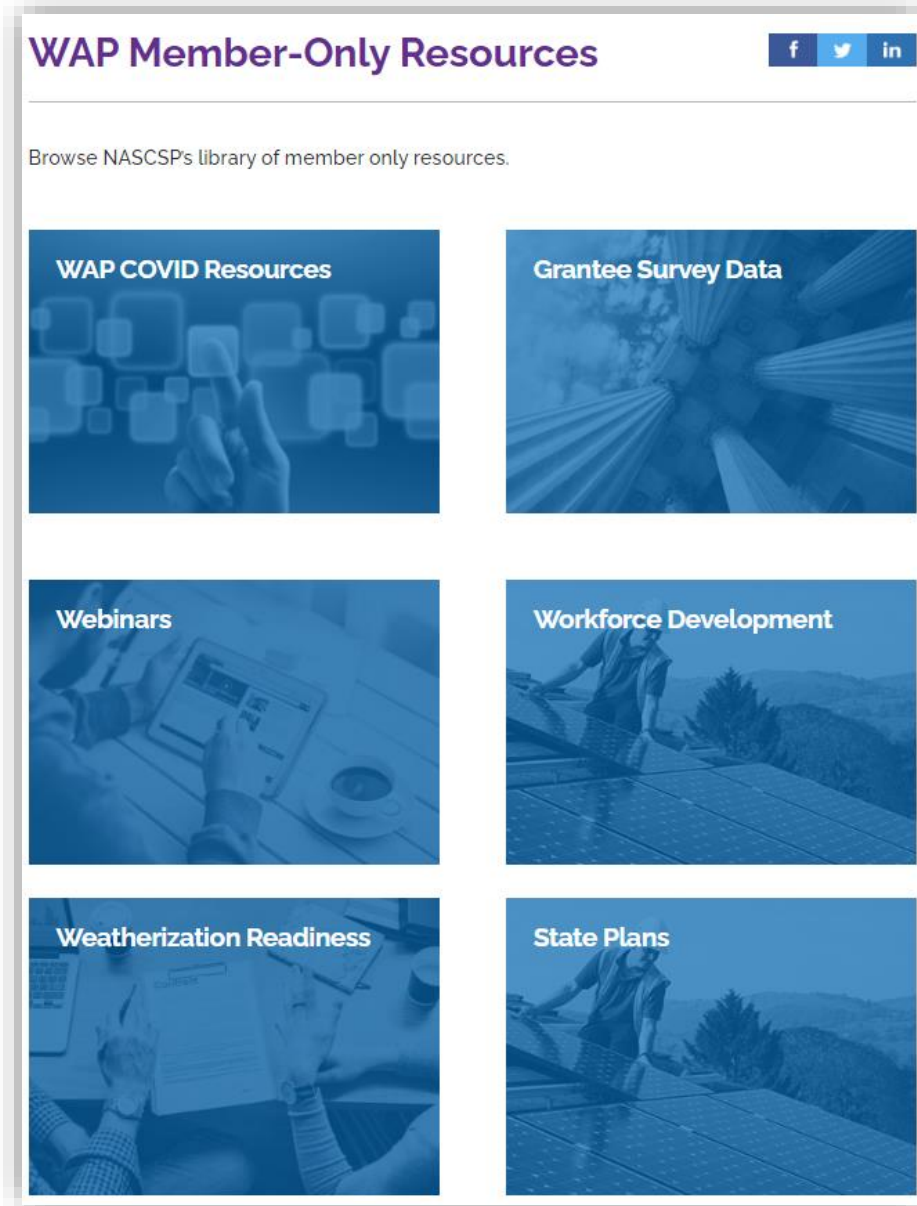
Michigan

- Anticipates full spend out and has completed work in the following categories:
 - Structural
 - Gutters/downspouts
 - Roof Replacement
 - Plumbing
 - Electrical

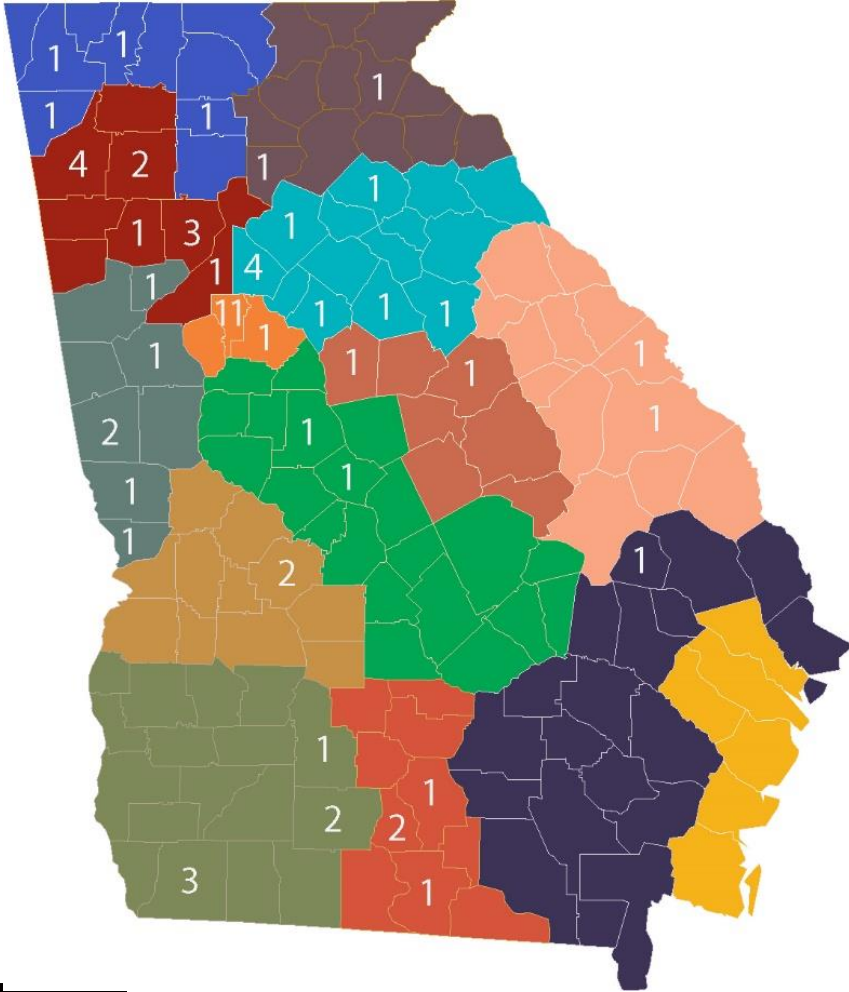
WRF Resources

- WRF Plans
- Resources

More coming soon!



Georgia WRF Distribution



- **14** local weatherization programs
- **13** agencies accepted WRF in PY 22
- **14** received WRF in PY 23
- **38** of GA's 159 counties have benefitted from WRF (through July 2023) – almost **24%**

Georgia WRF Spend Rate

Program Year 2022

- 6 99 to 100%
- 2 > 50%
- 5 < 50%

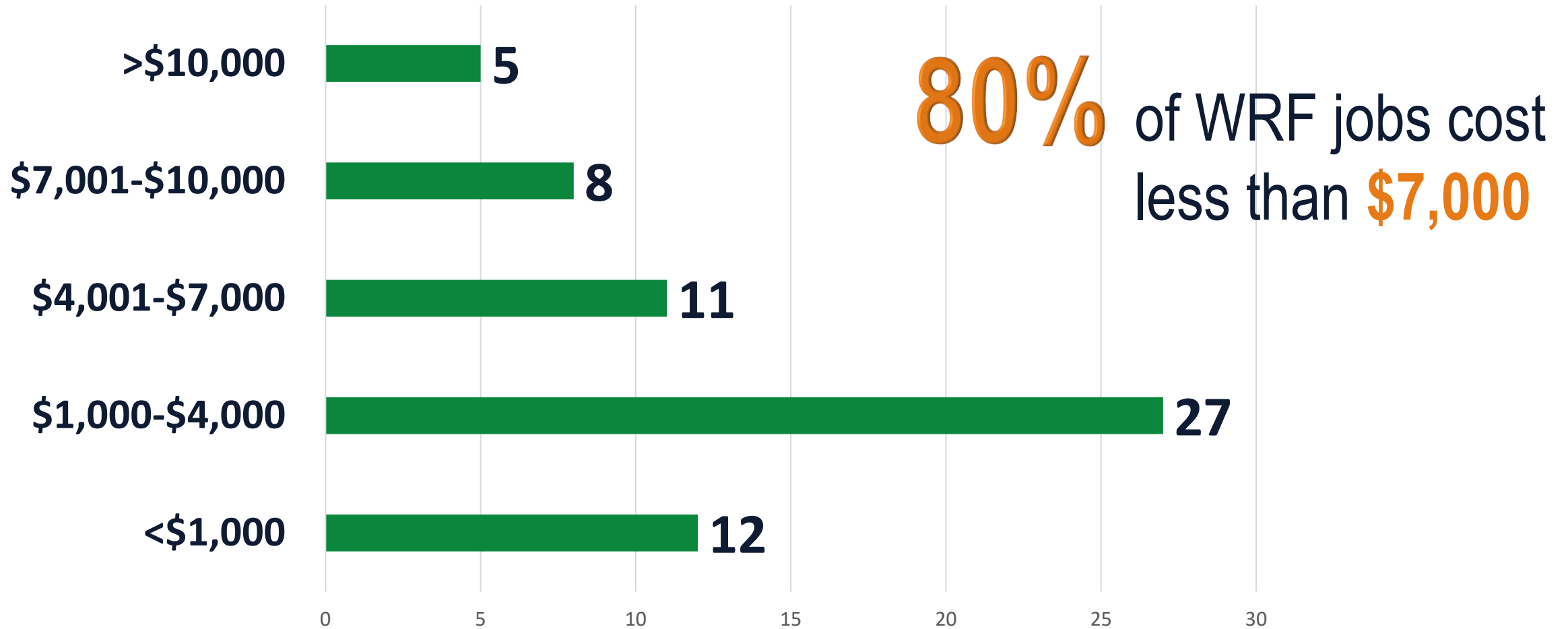
Program Year 2023*

- 2 > 50%
- 7 < 50%
- 5 0%

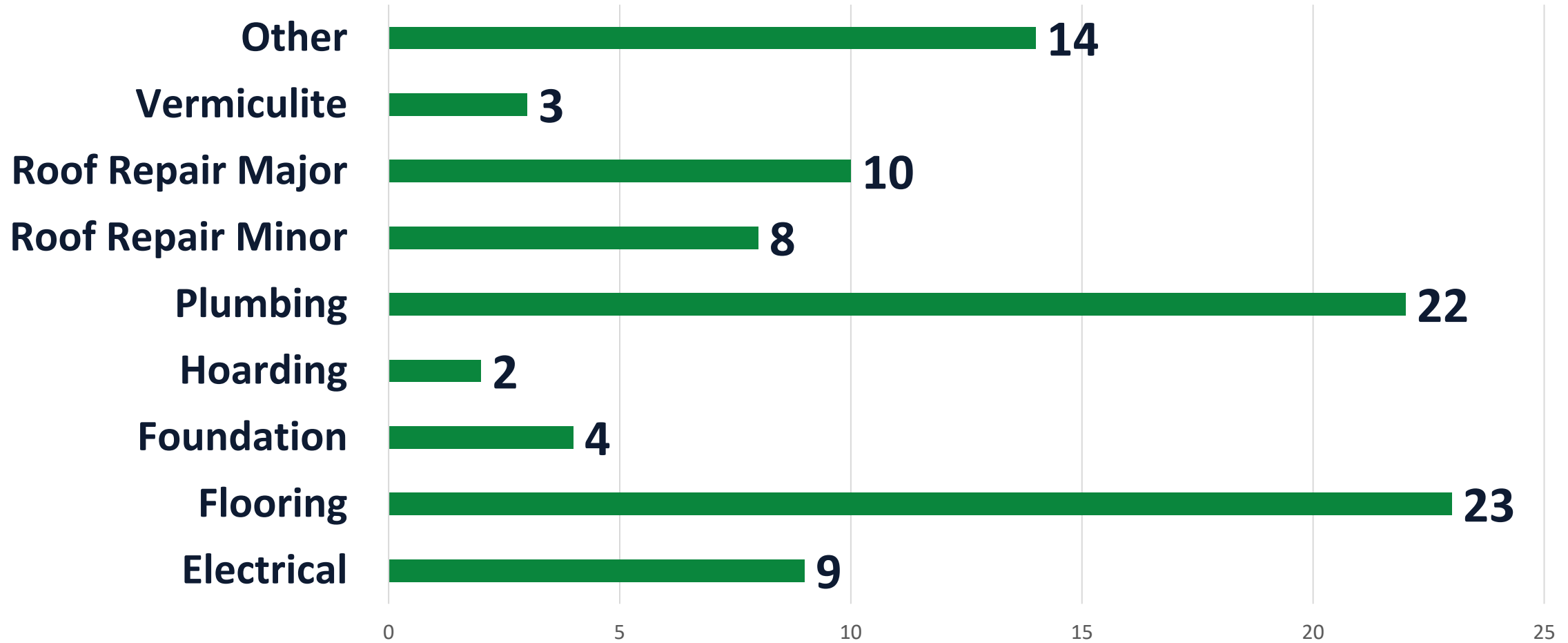
**through July 2023*



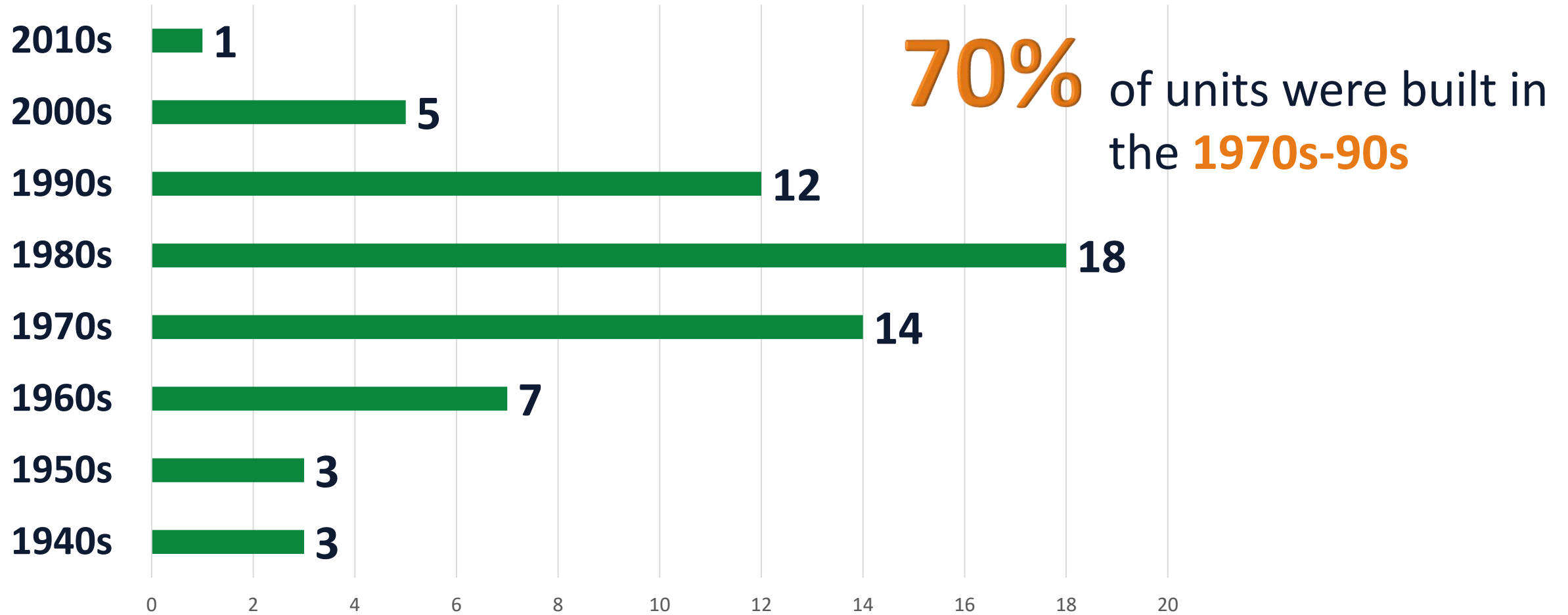
Georgia WRF Job Costs



Georgia WRF Job Measures



Georgia WRF Job Characteristics: Home Age



Georgia WRF Job Characteristics: Type & Fuel

House Type



51 Site-built
12 Manufactured

Primary Fuel



33 Electric
27 Natural Gas
3 Propane

WRF: Subgrantee Perspective

- Where it Started?
- Where are we?
- Obstacles
 - Procurement
 - Deferral Wheelhouse
- Recommendations
 - Play to your Strengths
 - Build your Bench



WRF: Subgrantee Perspective

- Communicate actively with Grantee
 - Read and Understand WPN's
 - Be an active partner
- Understand your Priorities
 - Make a list of funding sources
 - Results drive future funding
- Tips
 - Make a checklist to aid in spending
 - Checklist can also serve as documentation for monitoring
 - If its easy we do it—if its hard we avoid it



The background features a stylized map of Turkey in a dark grey color, centered on a white background. Surrounding the map are numerous 3D cubes in various colors including blue, brown, olive green, and light pink. The cubes are arranged in a way that creates a sense of depth and perspective, with some cubes appearing to be stacked or overlapping. The overall aesthetic is modern and geometric.

Resolving the Bottleneck

TROY

**Does your state need
Weatherization Readiness
Funds?**

**Expenditures for the last
program year:**

- 75% to 100%
- 50% to 75%
- 25% to 50%
- 1% to 25%
- 0

Break into groups

High expenditure
states with low
expenditure states

Go through
questions on the
next slide

Exchange
information and
keep the
conversation going



Do you know where your state is with expenditures now? (How concerned are you?)

Where is the flow stopped?

- Funder
- State grantee
- Agency
- Contractor
- Client
- Other

What is the problem? (fear, training, codes)

What can you do to unplug this flow immediately?

Is the bottleneck recurring or temporary?

What can you do to unplug this flow long term?

THANK YOU!

- Jonathan Ballew
 - jballew@nascsp.org
- Susan Wood
 - swood@gefa.ga.gov
- Justin Walls
 - WallsJ3@michigan.gov
- Troy Cucchiara
 - tcucchiara@housingnm.org



EVALUATION QR CODE

