

National Association for State Community Services Programs



2023

WINTER TRAINING CONFERENCE

April 3 – 7 | Arlington, VA

MISSION POSSIBLE

Restoring Hope

State Plan Workshop

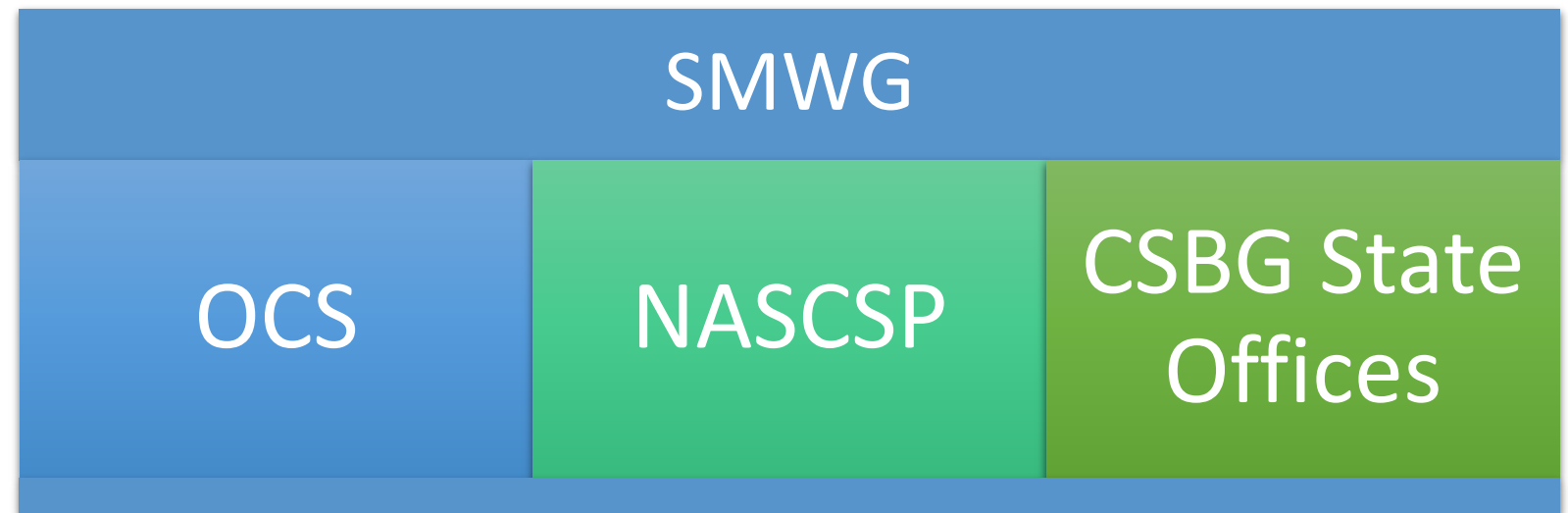
www.nascsp.org



NASCSP 2023 Winter Training Conference | www.nascsp.org

State Management Work Group (SMWG)

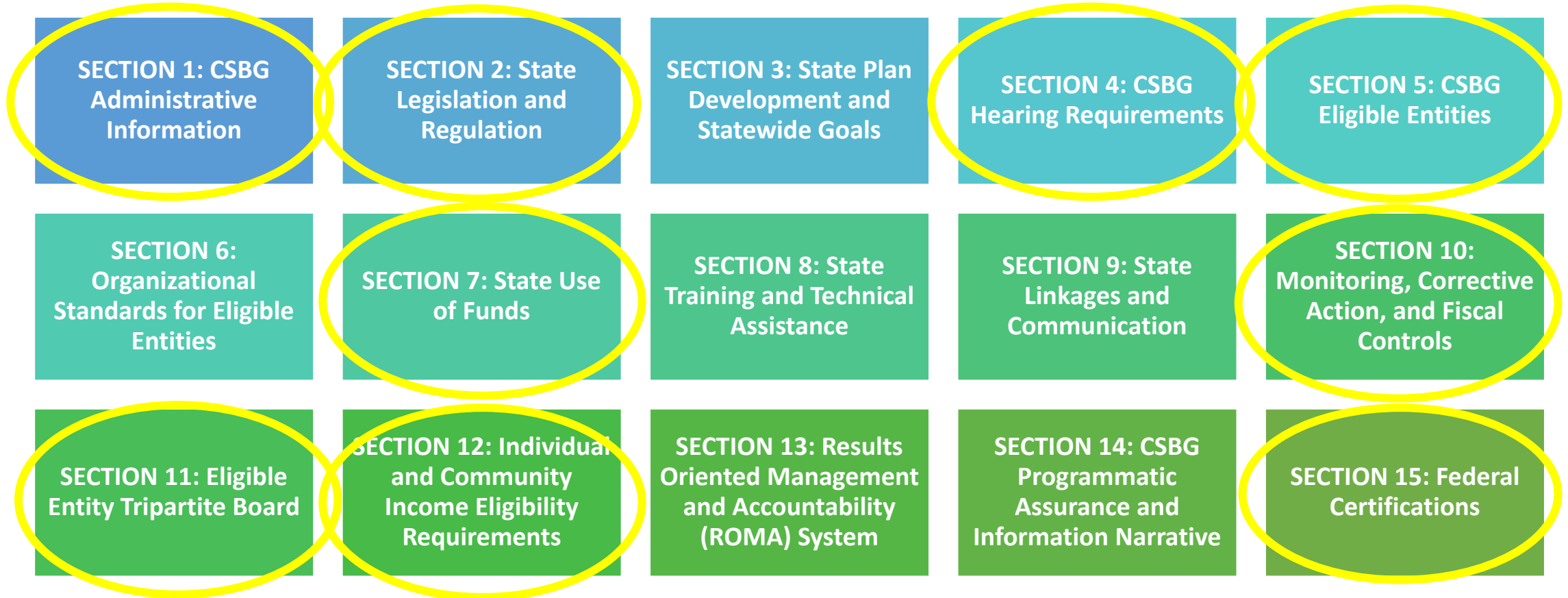
Mission: to development more robust CSBG State Plans that accurately reflect, support, and communicate the goals of the entire network and its various stakeholders, and that demonstrate clear, concrete and measurable steps to achieving CSBG objectives.



The CSBG State Plan

- Required by Section 676(b) of the CSBG Act
- Covers one or two federal fiscal years (state's choice)
- Shows how state CSBG funding is allocated
- Sets goals for agency satisfaction and network achievements
- Outlines Training and Technical Assistance activities of the network
- Establishes monitoring schedule and procedures
- Sets the stage for the CSBG Annual Report

Components of the State Plan



State Management Work Group

State Plan

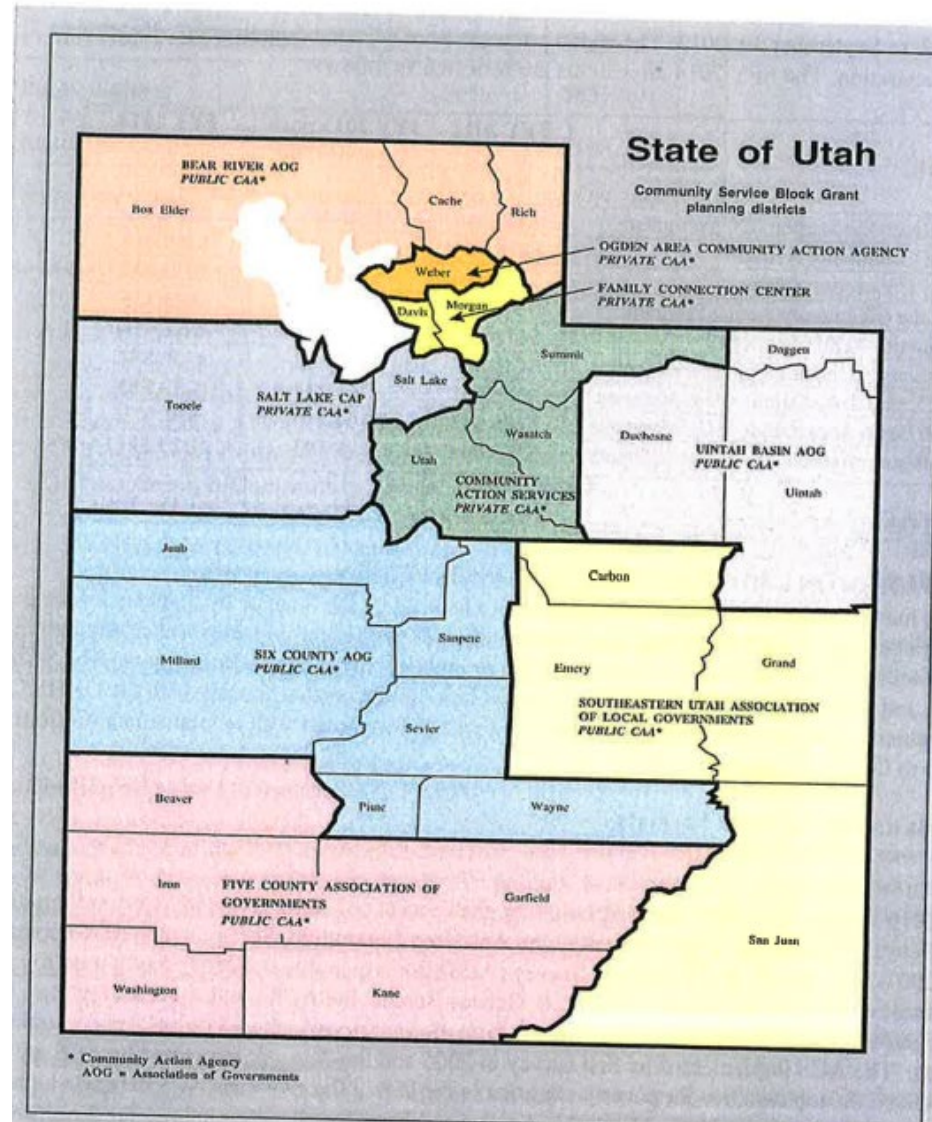
Promising Practices

1. Start Early: Timeline Mapping
2. Educate the Network: State Plan Training
3. Gather Input First: Prior to Drafting the State Plan
4. Close the Loop: Follow-up on All Comments
5. Modified Public Hearing
6. Complete a Two-Year State Plan

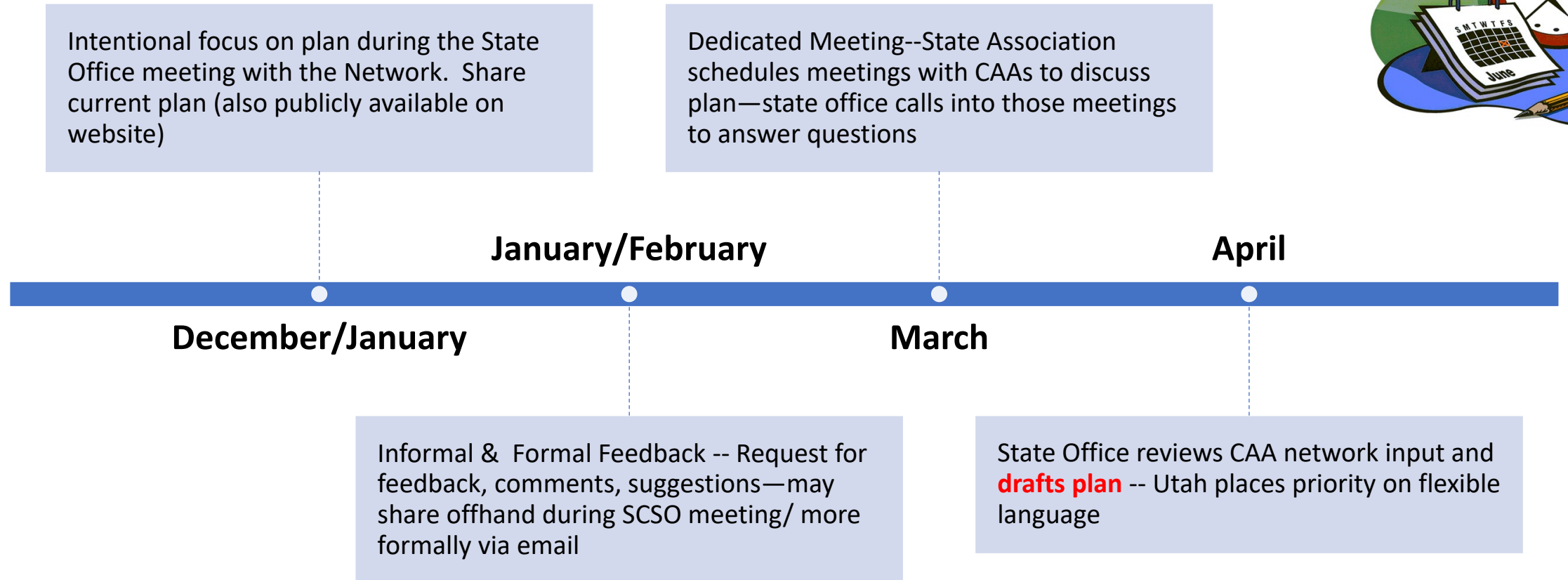
Utah

Who we are:

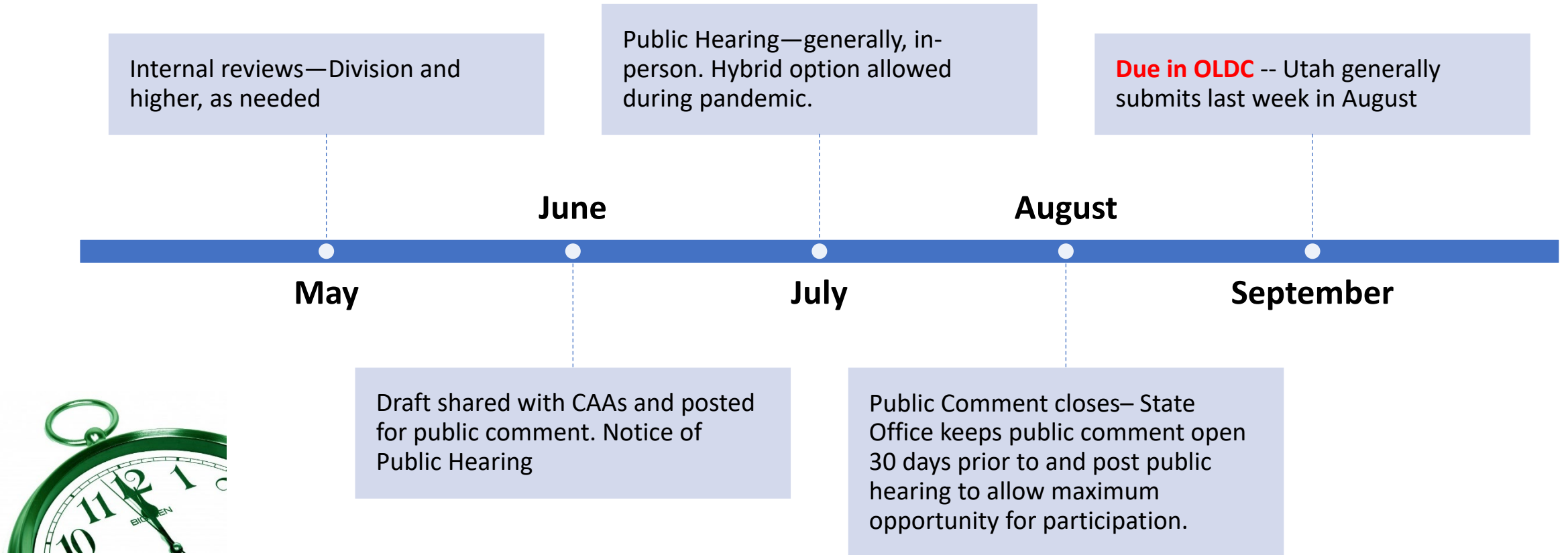
- “Small State”
 - \$3.8 million CSBG (FY22)
 - Just under \$4.9 million-CARES
- CSBG staff:
 - 1 manager + 1/3 program specialist
- 9 CAAs—4 private/5 public
- Strong Partnership with State Association



UTAH STATE PLAN PROCESS: 2-YEAR PLAN

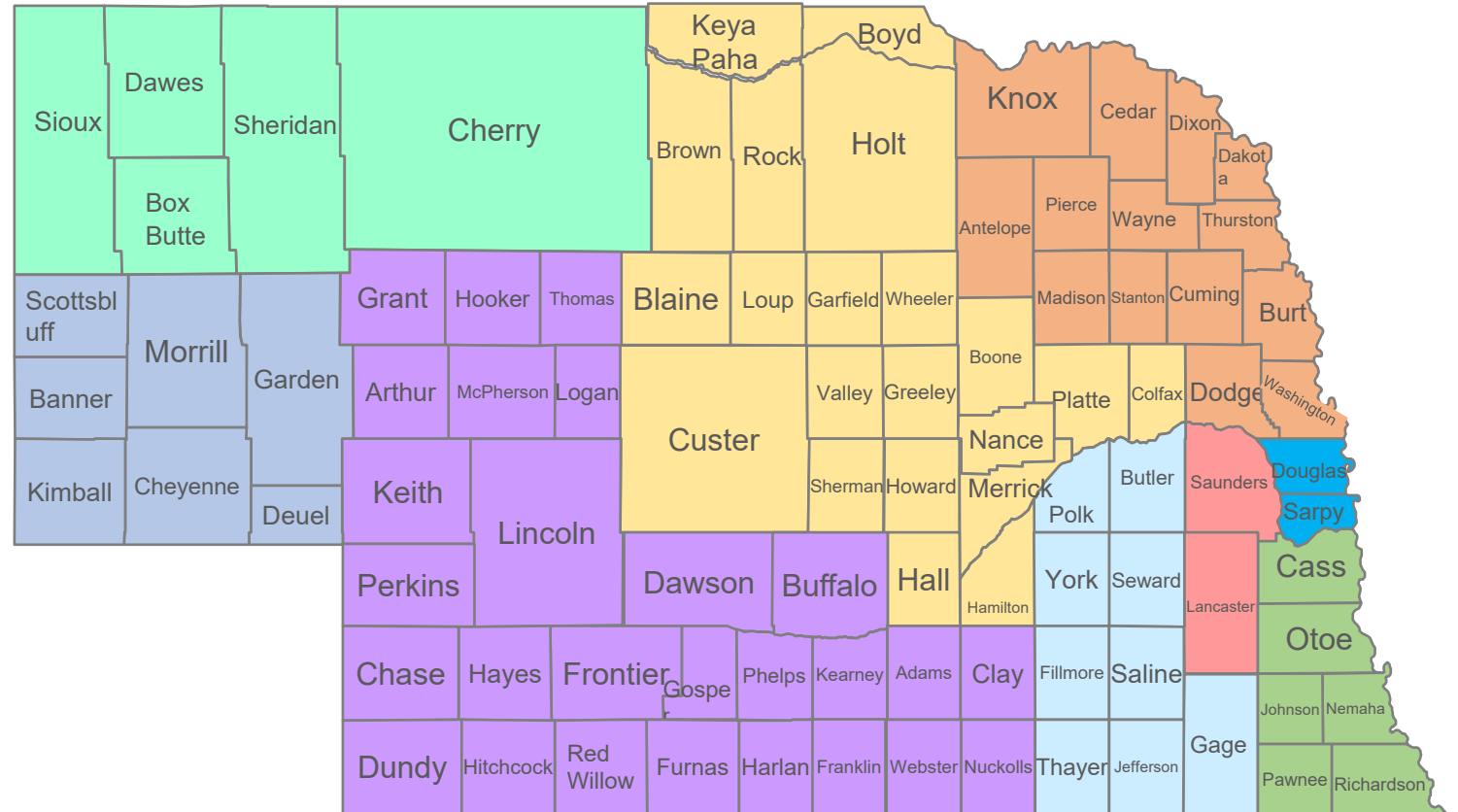


UTAH STATE PLAN PROCESS (Cont.)



Nebraska

- State Office- DHHS
- \$5,230,496 FFY 2022 Allocation
- CSBG Staff
 - 1 Program Specialist
 - ¼ CSBG Manager
- 9 CAAs – All Private
- Strong Partnership with State Association



Nebraska

State Plan Process: 2-year Plan

December: Schedule a meeting for January to meet with the CAAs and State Association virtually to discuss the current State Plan and any changes for the coming State Plan

January: Meet with the CAAs and the State Association

February-March: State CSBG Office creates the new State Plan and checks in with the CAAs and the State Association on any feedback to the new drafted State Plan

April: Receive administrative approvals

May: Schedule a public hearing for June and send out media invites for the hearing

June or July: Hold a public hearing

July-August: Respond to any public comments received and make revisions to the State Plan

By September 1st: Submit State Plan once finalized

MARYLAND

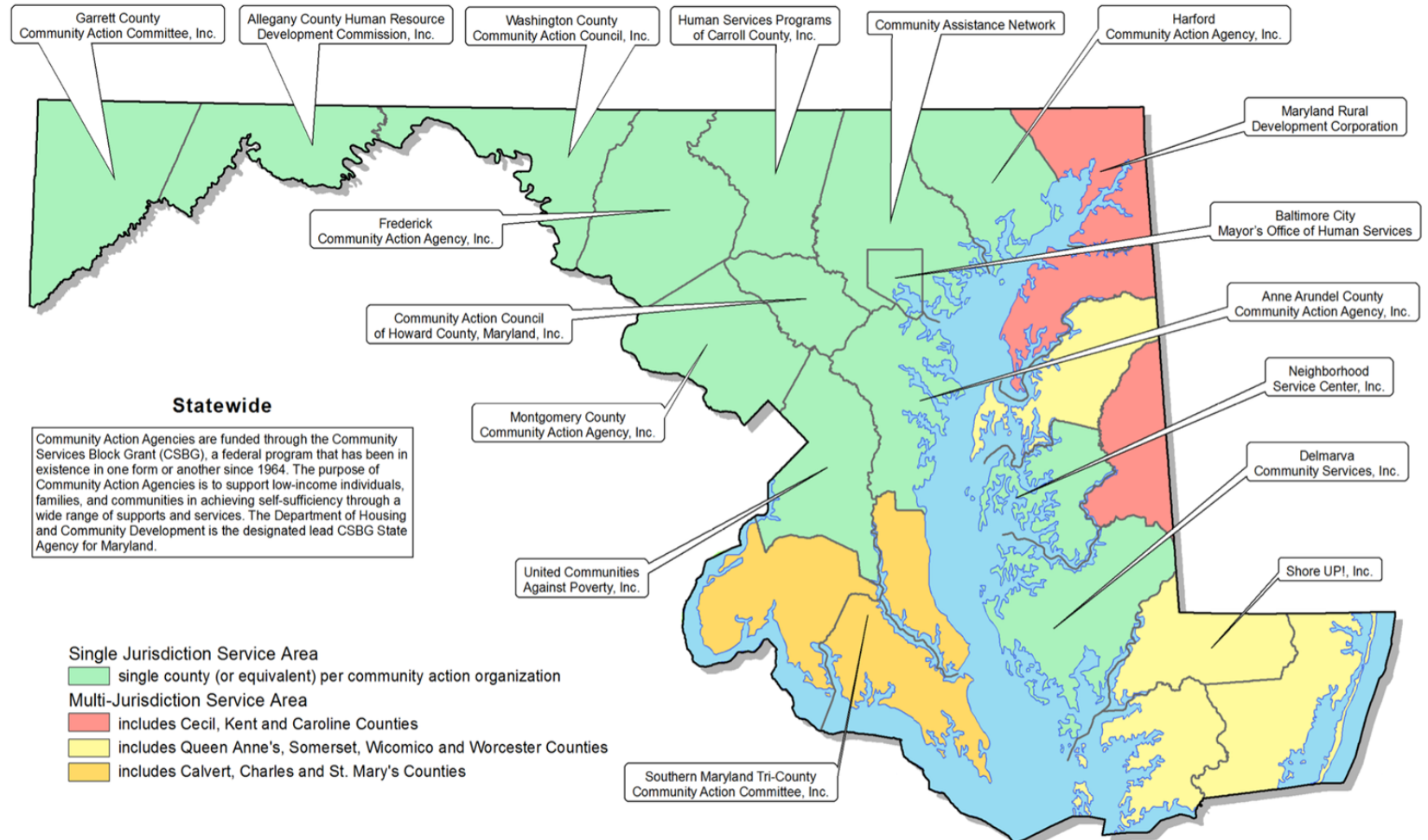
CAA Composition

- 17 CAAs
- 3 Public
- 14 Private
- ~\$10 million allocation

CSBG State Office

- Maryland Department of Housing and Community Development
- Four Members of Poverty Solutions Team

Maryland Community Action Agencies



MARYLAND

State Plan Process: 2-year Plan

February: Hold our Legislative Hearing the year the Plan is due

February-March: Schedule a webinar – Share our existing State Plan and walk through a blank Plan to highlight each section and what is being asked

April: Begin a round of small regional listening sessions (pre-pandemic was in person) with the Directors of each CAA to hear any concerns and walk through content of each section

May/June: Share draft with CAA Directors for feedback

June: Schedule and post announcement for public hearing in July

July: Hold a public hearing

July-August: Respond to any public comments received and make any final revisions to the State Plan

By September 1st: Submit State Plan

Open Discussion



This Photo by Unknown Author is licensed under [CC BY-NC-ND](#)

State Management Work Group

State Plan

Promising Practices

1. Start Early: Timeline Mapping
2. Educate the Network: State Plan Training
3. Gather Input First: Prior to Drafting the State Plan
4. Close the Loop: Follow-up on All Comments
5. Modified Public Hearing
6. Complete a Two-Year State Plan



THANK

YOU!

NASCSP 2023 Winter Training Conference | www.nascsp.org



Scan here to
complete the
evaluation for
this session!

