



NATIONAL ASSOCIATION FOR STATE COMMUNITY SERVICES PROGRAMS

## **WAP Program Year 2019 Funding Survey**

# Agenda

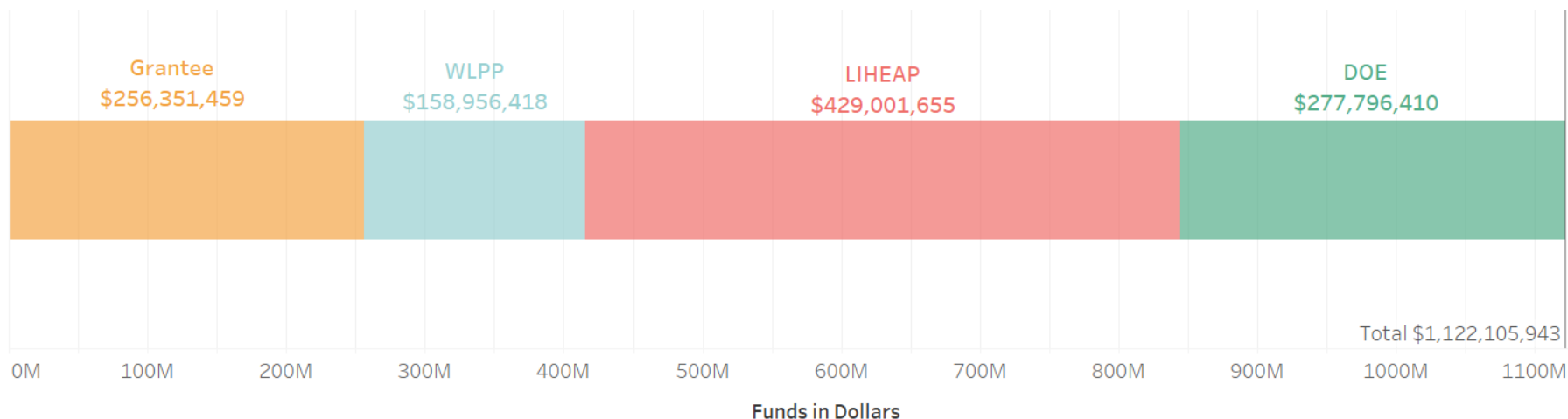
- WAP PY 2019 Funding Survey
  1. Funding Total
  2. Summary of Funding Sources
    1. DOE Funding
    2. LIHEAP Funding
    3. Other Funding
  3. Funding Trends
  4. Production Summary
  5. Looking Ahead



# Funding Total

- WAP Funding: \$1.12 billion
- NASCSP members provided data on funding sourced from:
  - DOE
  - LIHEAP
  - Other (e.g. Utilities).
- Community Action Partnership's Weatherization Leveraged Partnerships Project (WLPP) collected additional "Other funding" data.

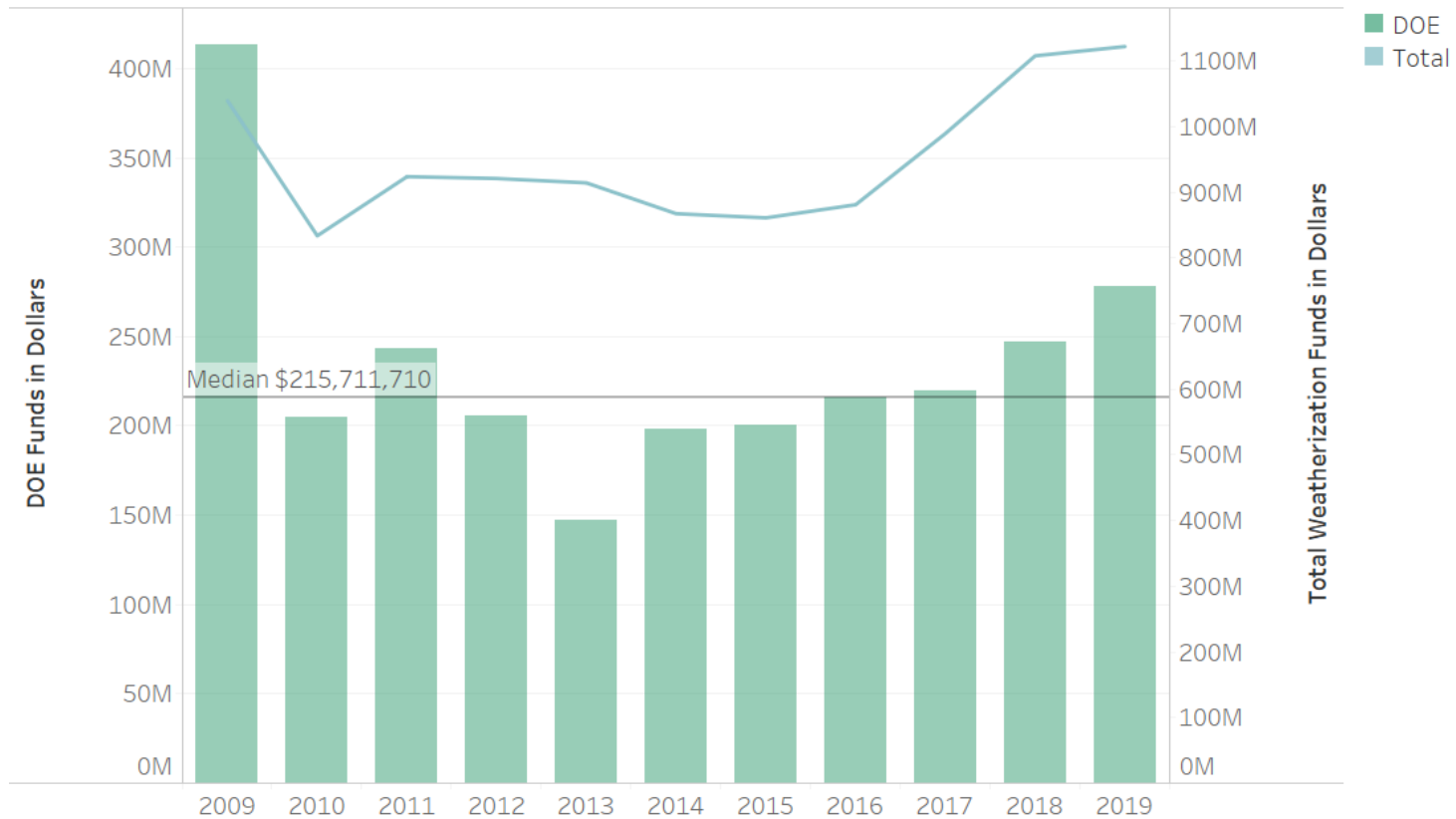
Figure 1: WAP Funding by Source 2019



### Summary of Funding Sources (\$1.12 billion total)

- **DOE:** \$277,796,410 ----- 25%
- **LIHEAP:** \$429,001,655 ----- 38%
- **Grantee Other:** \$256,351,459 --23%
- **WLPP Other:** \$158,956,418 ---- 14%

Figure 2: DOE WAP Funding vs. Total WAP Funding 2009–2019

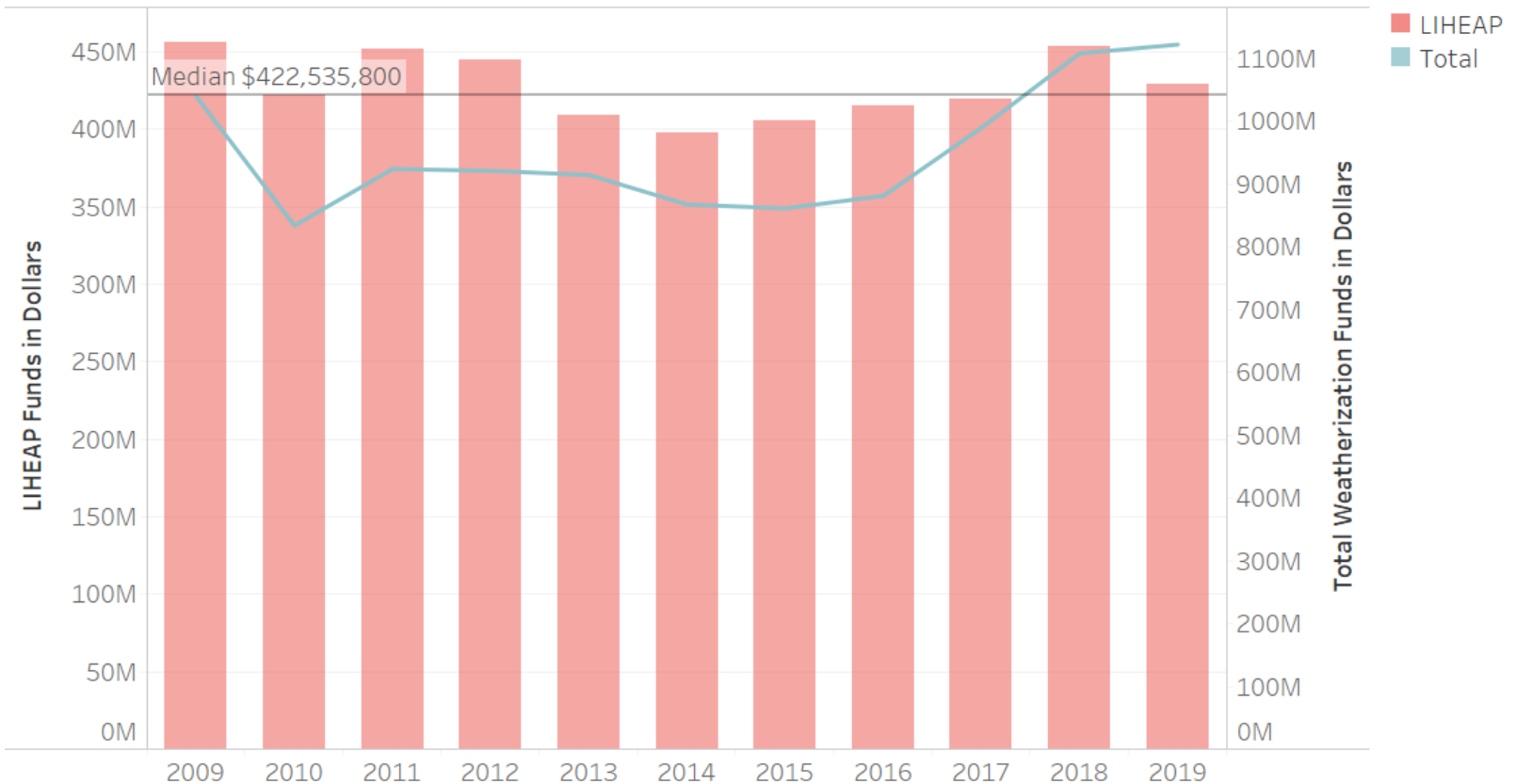


The trends of DOE and Total for Year Year. Color shows details about DOE and Total.

### DOE Funding

- PY19 DOE is \$277,796,410 or 25% of total.
- Increase of 12.4% over PY18 level of \$247,136,545.
- PY18 was first year funding exceeded pre-ARRA levels. That positive trend has continued.

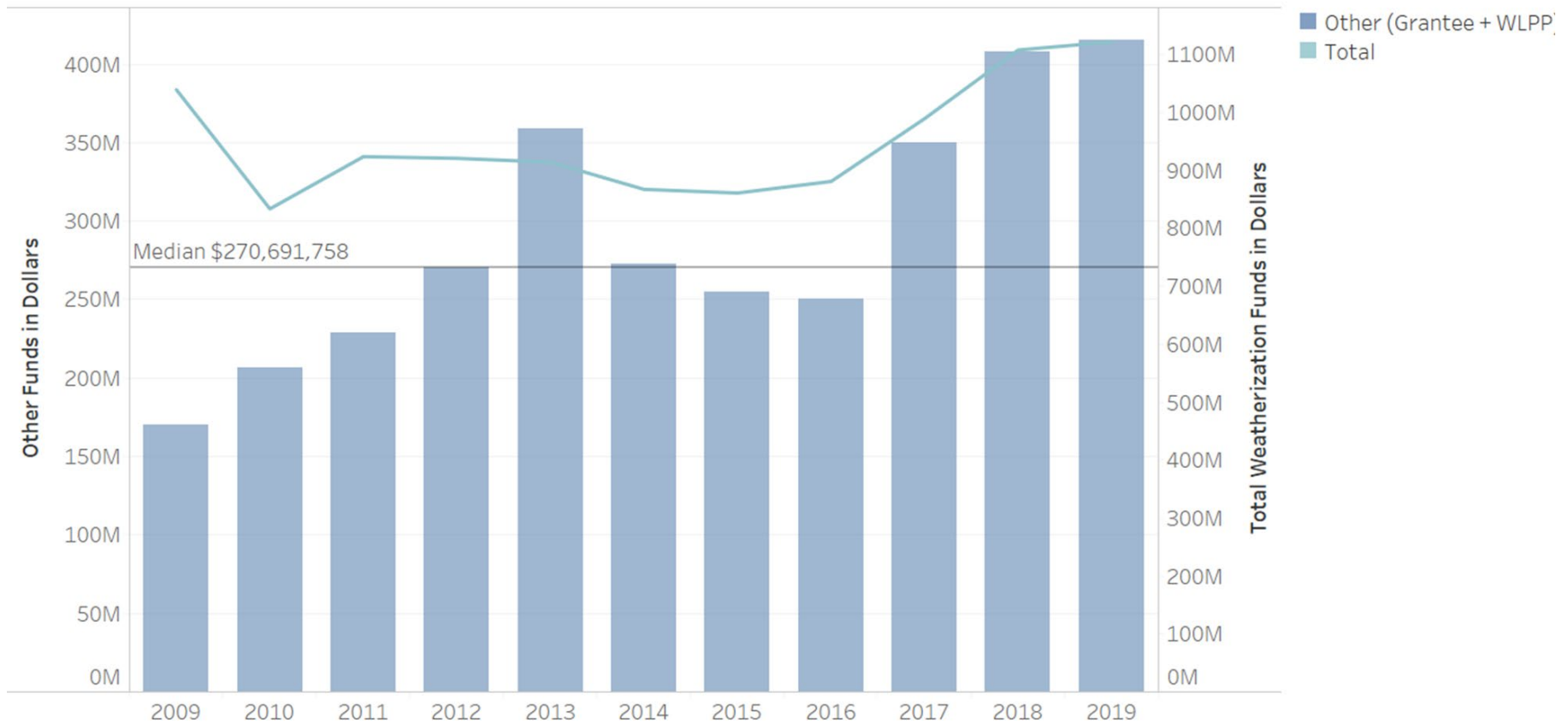
Figure 3: LIHEAP WAP Funding vs. Total WAP Funding 2009–2019



### LIHEAP Funding

- PY19 LIHEAP is \$429,001,655 or 38% of total.
- Decrease of 5.3 % or \$24,107,030 from PY2018 (\$453,108,685).
- Continues to be largest source of WAP funding.

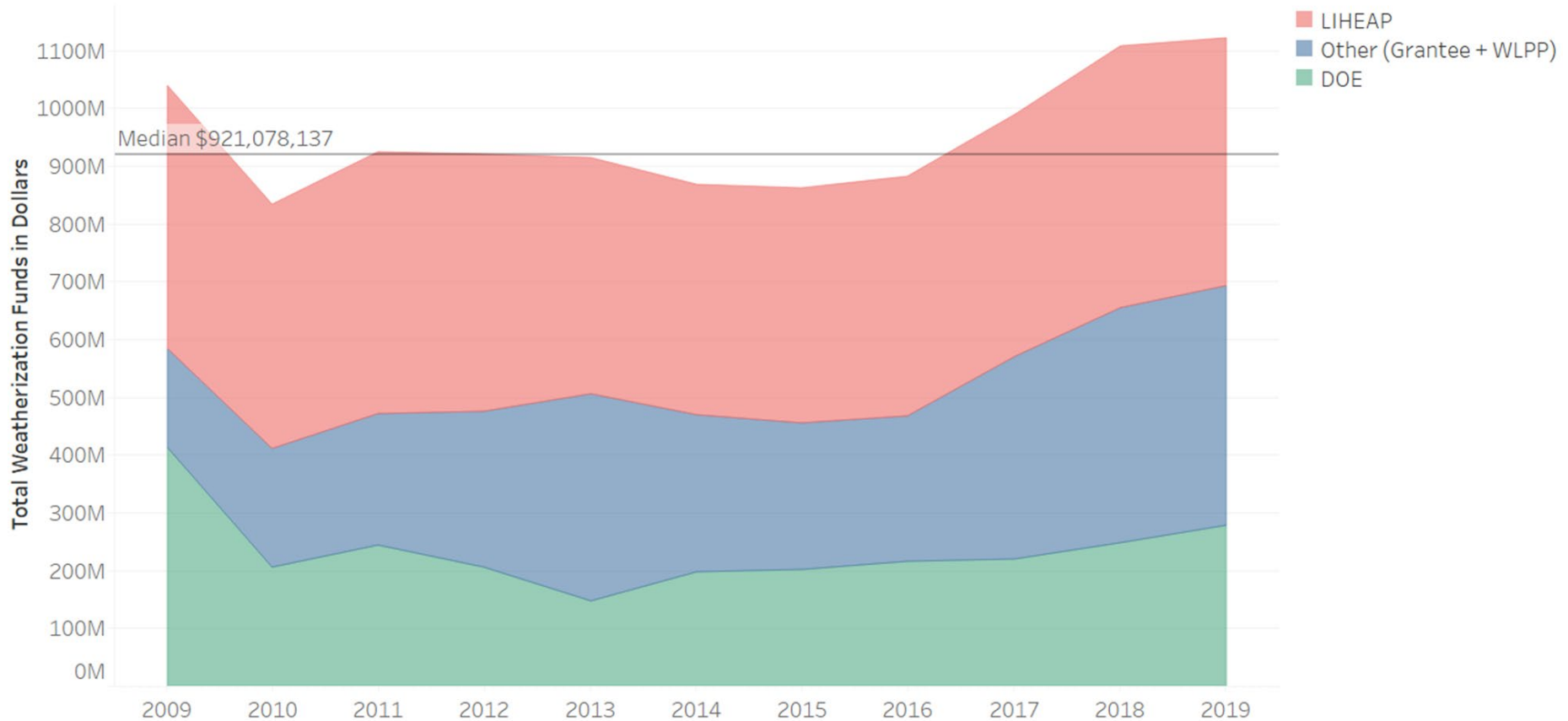
Figure 4: Other WAP Funding vs. Total WAP Funding 2009–2019



### Other Funding

- PY19 Other is \$415,307,878 or 37% of total.
- Increase of 1.9 % or \$7,580,110 from PY2018 (\$407,727,768).
- Other Funding has nearly surpassed LIHEAP level in recent years.

Figure 5: Total All Funding Sources 2009-2019



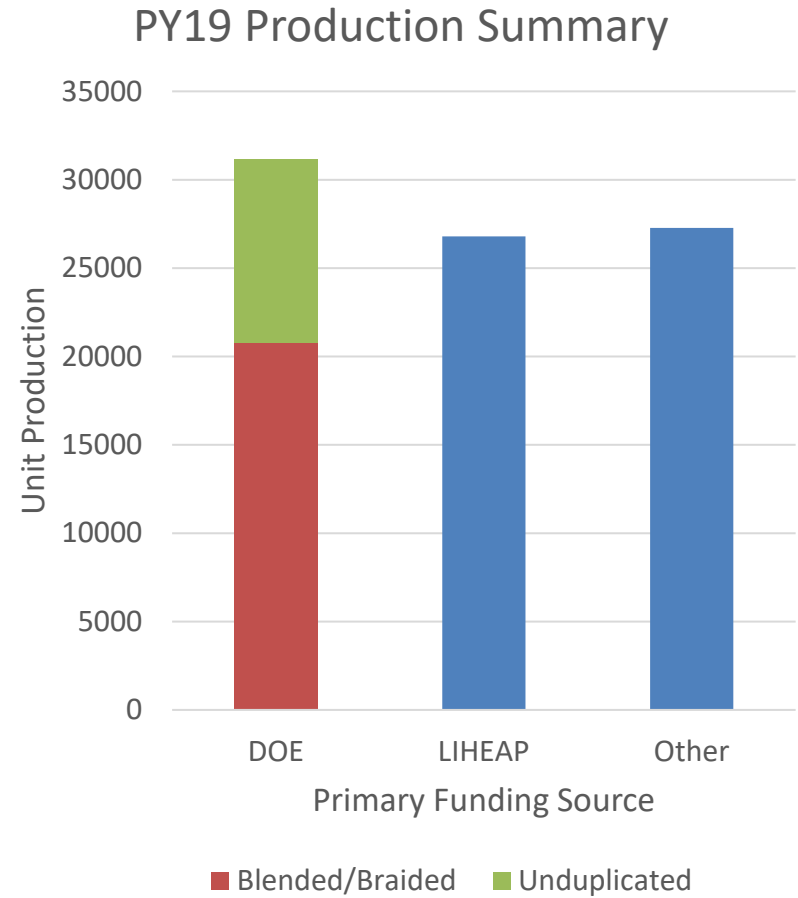
### Funding Trends

- Funding has surpassed pre-ARRA levels.
- Non-federal funds (blue) have grown the most relative to other sources.
- Both WAP & LIHEAP may see funding increases in PY2021 so that trend may not continue.



# Production Summary

- Units weatherized by funding source:
  - DOE: 31,174
    - 1/3 reported unduplicated DOE funds
    - 2/3 reported blended/braided DOE funds
  - LIHEAP: 26,794
  - Other: 27,276



# Looking Ahead

- FY2021 DOE funding of \$310 million is up \$5 million from FY2020 and up \$53 million from FY2019.
- The COVID-19 pandemic has increased the need for LIHEAP energy assistance, so transfers to WAP in future are uncertain.
- The increasing role of non-federal funds in WAP is expected to continue.
- FY2022 appropriations may include an ARRA-like stimulus, drastically increasing program funds for a number of years.



## Thank You

Ian Gray – [igray@nascsp.org](mailto:igray@nascsp.org)

Paige Milson – [pmilson@nascsp.org](mailto:pmilson@nascsp.org)