

FFY 2018 STATE CSBG FACTSHEET | ARKANSAS

From the Arkansas FFY 2018 Community Services Block Grant

WHO WE SERVE...



For FFY2018:

There were 15 CAAs, serving 329,084 people with low incomes who were living in 174,410 families.

CAAs served 33,880 people who lacked healthcare, 90,103 people who reported having a disability, 27,679 senior citizens, 73,112 children living in poverty, and 1,925 veterans.



WHAT IS CSBG?

The Community Services Block Grant (CSBG) provides critical funding to Community Action Agencies (CAAs) to operate programs addressing the causes and conditions of poverty under three national goals:

- Goal 1** - Individuals and families with low incomes are stable and achieve economic security.
- Goal 2** - Communities where people with low incomes live are healthy and offer economic opportunity.
- Goal 3** - People with low incomes are engaged and active in building opportunities in communities.


What kinds of RESOURCES do CAAs have?

Arkansas Community Action Agencies are centrally located to serve their communities. For maximum impact, they partnered with:

- 1,033 non-profits
- 782 for-profits
- 809 faith based organizations
- 286 school districts



Community Action Agencies utilize a Results Oriented Management and Accountability system that is strategically designed to ensure accountability and improve performance management. In FY18 there were 37 ROMA professionals available in the network to help agencies with planning, reporting, data analysis and evaluation.

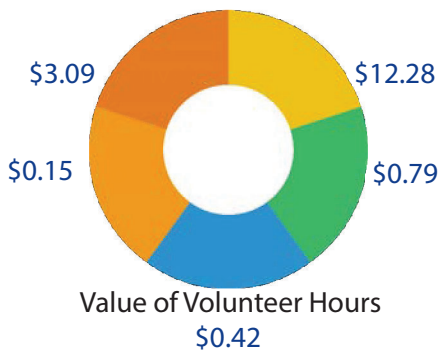



There were 422,843 hours of volunteer time donated to CAAs in Arkansas.


Community Action Agencies leverage several other federal, state, local and other private funds.


For every \$1 of CSBG, Arkansas's CAAs leveraged \$16.74 from federal, state, local and private sources, including the value of volunteer hours.

- \$7,295,794 in CSBG funds were allocated in support of CAAs in Arkansas in FY18.
- Including all leveraged funds, Arkansas had \$126,357,001 available to the CAA network to improve the lives of people with low incomes in FY18.



 12 CAAs in Arkansas also operate the Low Income Home Energy Assistance Program (LIHEAP).

 4 CAAs in Arkansas also operate the Weatherization Assistance Program (WAP).

 8 CAAs in Arkansas also operate a Head Start Program.

*Value of Volunteer Hours calculated using federal minimum wage, except in those states with a higher minimum wage.

**Values may not equal total due to rounding

FFY 2018 STATE CSBG FACTSHEET | ARKANSAS

From the Arkansas FFY 2018 Community Services Block Grant

Community Action Agencies utilize CSBG funds to address specific local needs through services and programs that address one or more of the core domains in which we work: employment, education and cognitive development, income, infrastructure and asset building, housing, health and social/behavioral development, and civic engagement and community involvement.

EMPLOYMENT

2,319 outcomes were obtained in the employment domain. This includes outcomes such as obtaining and maintaining a job, increasing income, and obtaining benefits.

EDUCATION

46,859 outcomes were obtained in the education and cognitive development domain. This includes outcomes such as improved literacy skills, school readiness, and obtaining additional education and diplomas.

HOUSING

42,284 outcomes were obtained in the housing domain. This includes outcomes such as obtaining and maintaining housing, avoiding eviction or foreclosure, and reducing energy burden.

INCOME

2,071 outcomes were obtained in the income and asset building domain. This includes outcomes such as maintaining a budget, opening a savings account, increasing assets and net worth, and improving financial well-being.

CIVIC ENGAGEMENT

27,389 outcomes were obtained in the civic engagement and community involvement domain. This includes outcomes such as increasing leadership skills, and improving social networks.

HEALTH

114,883 outcomes were obtained in the health and social/behavioral development domain. This includes outcomes such as increasing nutrition skills, improving physical or mental health, and living independently.



This data is marked as preliminary until the release of the FFY18 CSBG Report to Congress. This publication was created by the National Association for State Community Services Programs in the performance of the U.S. Department of Health and Human Services, Administration for Children and Families, Office of Community Services, Grant Number 90ET0468. Any opinion, findings, and conclusions, or recommendations expressed in this material are those of the author(s) and do not necessarily reflect the views of the U.S. Department of Health and Human Services, Administration for Children and Families.