





**OKLAHOMA**  
DEPARTMENT OF COMMERCE

# Implementing Changes in CSBG Funds Distribution


*An example from Oklahoma*






# Oklahoma's Current Distribution Formula

- \$10,000 county base
- Remainder distributed by:
  - Percentage of population in poverty: 95% weight
  - Percentage of population that is elderly: 4% weight
  - Geographic size of county: 1% weight



# Formula vs Data Input


- Oklahoma did NOT change our distribution *formula*
- We simply updated census *data inputs*
- Updated inputs: were from 2000; now from 2010



# Implementing the Change


- We changed the inputs all at once
  - A decade's worth of demographic shift
  - Rural agencies were severely impacted
  - The results were too drastic
-





# Stepped Back, Rethought

- Full change was too much
  - We then asked our association to submit a plan
  - We are now phasing in the census data over several years
  - More accurate than no change, but less drastic
  - Will be time to redo once next census is complete
-



# The Future

- Another phase in?
- New formula?
- Base allocation rooted in old data?



DEPARTMENT OF ECONOMIC SECURITY

*Your Partner For A Stronger Arizona*

# Arizona Division of Aging and Adult Services Community Action Programs and Services Administration Funding Formula Project



**EVICION**

# Arizona Funding Formula Project



## History

- Current funding formula developed in 2001.
  - Arizona had four funding sources that the formula is applied to.
- In 2015 one data source eliminated.
  - The State Office replaced data source with ACS.
  - Caused major shifts in funding to Community Action Agencies (CAAs).
  - CAAs asked to update formula.





# Arizona Funding Formula Project



## Process Overview

- Hired a Consultant.
- Held frequent meetings with the Consultant, State CSBG staff, State Association, and eleven CAAs.
  - Did not hold official chartered meetings,
  - Each CAA designated one primary staff member to attend and vote.



# Arizona Funding Formula Project



## Process

- Discussions began in June 2016.
  - The first two meetings covered:
    - Agreed upon alignment and purpose of program.
    - Decided on baseline distribution at 125 percent of FPL.
    - Formula needed to be easily replicated.



# Arizona Funding Formula Project



## Process cont'd

- Data needed to be geographically specific, allowing allocations to occur at the CAA level.
- Additional factors need to provide a meaningful difference from baseline.
- Over a series of five meetings 32 potential factors were identified and discussed.
- After some review and discussion the group identified 19 factors that met the agreed upon criteria.



# Arizona Funding Formula Project



## Process cont'd

- A survey monkey was distributed that divided the factors into four categories.
  - Additional weighting for low-income populations
  - Other population factors
  - Cost of Living
  - Targeted set asides
    - Minimum funding
    - Rural
- Survey results eliminated eight additional factors, leaving eleven to discuss further.





# Arizona Funding Formula Project



## Process cont'd

- Another survey was conducted on the remaining 11 factors, along with additional discussion.
  - Results from survey and discussion resulted in the selection of five factors.
- The selected five factors were strategically applied to each funding formula.
  - Consultant had workable spreadsheet that could reflect funding amounts at the meetings.



# Arizona Funding Formula Project



## Conclusion

- Issue arose with rural factor, once funds were applied.
  - State had to make a final decision.
  - CAAs discussed further and a resolution was reached.
- Final vote was taken on factors for each funding formula.
  - Vote was unanimous for all four funding formulas.
  - CAAs provided final recommendation to the State on 2/16/17 for consideration.
  - Recommendation was accepted by State and applied to SFY18 funds.



# Arizona Funding Formula Project



## Project Summary

### Successes

- Consultant was huge help!
- CAAs came together as a Network.

### Challenges/Changes

- New to role.
- Keep focus on funding purpose.
- Once funding was applied the discussions got harder.



# Questions?

## Contact Information:

Tammy Frazee – Community Action and Programs Services  
Administrator,

(602) 542-2895, [TFrazee@azdes.gov](mailto:TFrazee@azdes.gov)

