





WEATHERIZATION ASSISTANCE PROGRAM STANDARDIZED CURRICULA

Windowpane Prop




HOW IT WORKS

- Remove damaged pane and clean area.
- Measure opening and cut new pane from glass sheet.
- Install, point, and glaze replacement pane.



Wear proper safety equipment. Window glazing is toxic.



Students mark their work for final assessment.

USE TO:

Demonstrate proper windowpane replacement

Let students practice hands-on windowpane removal and replacement

MATERIALS:

- 1 Old window with multiple panes
- 2 Square
- 3 Gloves
- 4 Tape measure
- 5 Glazier's points
- 6 5-way tool
- 7 Flathead screwdriver
- 8 Glass cutter
- 9 Safety glasses
- 10 Window glazing

For additional information visit
www.weatherization.energy.gov
or call 1-877-337-3463