

Summary of Changes made between the Initial Feedback Period NPI list and the CSBG Annual Report FRN#1 package for Module 3 Community Level NPI.

Each change has been numbered, with an explanation of how the FRN#1 document compares to the older document first presented to the Network during the Initial Feedback Period.



## MODULE 3, SECTION B: Community Level National Performance Indicator List

### NATIONAL GOAL 2: Communities where people with low incomes live are healthy and offer economic opportunity.

#### EMPLOYMENT

##### Performance Indicators:







1. The number (and percent) of jobs created to increase opportunities for people with low incomes available in the specified community.
2. The number (and percent) of jobs maintained for people in the specified community.
3. The number (and percent) of “living wage<sup>1</sup>” jobs created in the specified community.
4. The number (and percent) of “living wage” jobs maintained in the specified community.
5. The number (and percent) of jobs in the targeted community with a benefit package.
6. Other Outcome Indicator<sup>2</sup>.

#### EDUCATION AND COGNITIVE DEVELOPMENT

##### Performance Indicators:

1. The number (and percent) of accessible and affordable education assets or resources added to the specified community.
2. Percent increase of children in the community who are kindergarten ready in the specified community.
3. Percent increase of children at (or above) the basic reading level in the specified community.
4. Percent increase of children at (or above) the basic math level in the specified community.
5. Percent increase in high school (or high school equivalency) graduation rate in the specified community.
6. Percent increase of the rate of youth with low incomes who attend post-secondary education in the specified community.
7. Percent increase of the rate of youth with low incomes who graduate from post-secondary education in the specified community.
8. Percent increase in the number of adults who attend post-secondary education in the specified community.

# Page: 1

 Number: 1	Author: Compare: Replace	Subject: text	Date: Indeterminate
[Old text]: " 2016 NEW Proposed National Community Level NPIs 1"			
[New text]: " SECTION B:"			
The following text attributes were changed: font, fill color, size			
 Number: 2	Author: Compare: Insert	Subject: text	Date: Indeterminate
"Indicator List"			
 Number: 3	Author: Compare: Delete	Subject: text	Date: Indeterminate
"NEW PROPOSED COMMUNITY LEVEL"			
 Number: 4	Author: Compare: Delete	Subject: text	Date: Indeterminate
"PERFORMANCE INDICATORS NATIONAL"			
 Number: 5	Author: Compare: Insert	Subject: text	Date: Indeterminate
"(and percent)"			
 Number: 6	Author: Compare: Replace	Subject: text	Date: Indeterminate
[Old text]: "incomes."			
[New text]: "incomes available in the specified community."			
 Number: 7	Author: Compare: Insert	Subject: text	Date: Indeterminate
"(and percent)"			
 Number: 8	Author: Compare: Replace	Subject: text	Date: Indeterminate
[Old text]: "with low incomes."			
[New text]: "in the specified community."			
 Number: 9	Author: Compare: Insert	Subject: text	Date: Indeterminate
"(and percent)"			
 Number: 10	Author: Compare: Insert	Subject: text	Date: Indeterminate
"specified"			
 Number: 11	Author: Compare: Insert	Subject: text	Date: Indeterminate
"(and percent)"			
 Number: 12	Author: Compare: Insert	Subject: text	Date: Indeterminate
"specified"			
 Number: 13	Author: Compare: Replace	Subject: text	Date: Indeterminate
[Old text]: "Decreased rate"			
[New text]: "The number (and percent)"			
 Number: 14	Author: Compare: Replace	Subject: text	Date: Indeterminate
[Old text]: "unemployment"			
[New text]: " jobs in the targeted community with a"			
 Number: 15	Author: Compare: Replace	Subject: text	Date: Indeterminate
[Old text]: "applications."			
[New text]: "package."			
 Number: 16	Author: Compare: Insert	Subject: text	Date: Indeterminate
"The number (and percent) of accessible and affordable education assets or resources added to the specified community. 2."			
 Number: 17	Author: Compare: Replace	Subject: text	Date: Indeterminate
[Old text]: "ready. 2."			
[New text]: "ready in the specified community. 3."			
 Number: 18	Author: Compare: Delete	Subject: text	Date: Indeterminate
" of youth attending post-secondary education. 3. Percent decrease"			

Comments from page 1 continued on next page

## MODULE 3, SECTION B: Community Level National Performance Indicator List

### ▲ NATIONAL GOAL 2: Communities where people with low incomes live are healthy and offer economic opportunity.

#### EMPLOYMENT

##### Performance Indicators:

1. The number (and percent) of jobs created to increase opportunities for people with low incomes available in the specified community.
2. The number (and percent) of jobs maintained for people in the specified community.
3. The number (and percent) of “living wage<sup>1</sup>” jobs created in the specified community.
4. The number (and percent) of “living wage” jobs maintained in the specified community.
5. The number (and percent) of jobs in the targeted community with a benefit package.
6. Other Outcome Indicator<sup>2</sup>.

#### EDUCATION AND COGNITIVE DEVELOPMENT

##### Performance Indicators:

1. The number (and percent) of accessible and affordable education assets or resources added to the specified community.
2. Percent increase of children in the community who are kindergarten ready in the specified community.
3. Percent increase of children <sup>21</sup> (or above) the basic reading level <sup>20</sup> in the specified community.
4. Percent <sup>26</sup> increase of children <sup>24</sup> (or above) the basic math level <sup>22</sup> in the <sup>25</sup> specified community.
- <sup>29</sup> Percent increase in high school <sup>28</sup> (or high school <sup>27</sup> equivalency) graduation rate in the specified community.
6. Percent increase of the rate of youth with low incomes who attend post-secondary education in the specified community.
7. <sup>30</sup> Percent increase of the rate of youth with low incomes who graduate from post-secondary education in the specified community.
8. Percent increase in the number of adults who attend post-secondary education in the specified community.







	Number: 19	Author: Compare: Delete	Subject: text	Date: Indeterminate
	"behind"			
	Number: 20	Author: Compare: Replace	Subject: text	Date: Indeterminate
	[Old text]: "reading."			
	[New text]: "the specified community."			
	Number: 21	Author: Compare: Replace	Subject: text	Date: Indeterminate
	[Old text]: " in Grades 3-12 more than one grade"			
	[New text]: "at (or above) the basic reading"			
	Number: 22	Author: Compare: Delete	Subject: text	Date: Indeterminate
	"behind"			
	Number: 23	Author: Compare: Delete	Subject: text	Date: Indeterminate
	" math. 5. Increased adult literacy rate"			
	Number: 24	Author: Compare: Replace	Subject: text	Date: Indeterminate
	[Old text]: " in Grades 3-12 more than one grade"			
	[New text]: "at (or above) the basic math"			
	Number: 25	Author: Compare: Insert	Subject: text	Date: Indeterminate
	"specified"			
	Number: 26	Author: Compare: Replace	Subject: text	Date: Indeterminate
	[Old text]: "decrease"			
	[New text]: "increase"			
	Number: 27	Author: Compare: Replace	Subject: text	Date: Indeterminate
	[Old text]: " equivalency rates."			
	[New text]: " equivalency) graduation rate in the specified community. 6. Percent increase of the rate of youth with low incomes who attend post-secondary education in the specified community."			
	Number: 28	Author: Compare: Replace	Subject: text	Date: Indeterminate
	[Old text]: " graduation or"			
	[New text]: "(or"			
	Number: 29	Author: Compare: Replace	Subject: text	Date: Indeterminate
	[Old text]: "6."			
	[New text]: "5."			
	Number: 30	Author: Compare: Insert	Subject: text	Date: Indeterminate
	"Percent increase of the rate of youth with low incomes who graduate from postsecondary education in the specified community. 8. Percent increase in the number of adults who attend post-secondary education in the specified community. June 2016 FRN #1 – CSBG Annual Report Module 3, Section B, NPI List Page 1 of 5"			

1. The number (and percent) increase of the number of adults with low incomes who graduate from post-secondary education in the specified community.
10. Percent increase in the adult literacy rate in the specified community.
11. Other Outcome Indicator<sup>2</sup>.

## INFRASTRUCTURE AND ASSET BUILDING

### Performance Indicators:

1. The number (and percent) of accessible assets/resources created in the specified community (new assets/resources):
  - a. Commercial
  - b. Financial
  - c. Technological/Communications (e.g. broadband)
  6. Transportation
  - e. Recreational (e.g. parks, gardens, libraries)
  8. Other Public Assets/Physical Improvements 9
2. The number (and percent) of existing assets/resources made accessible<sup>3</sup> to low-income communities in the specified community:
  - a. Commercial 13
  - b. Financial 15
  - 16 Technological/Communications (e.g. broadband)
  - 17 Transportation
  - e. Recreational (e.g. parks, gardens, libraries)
  - f. Other Public Assets/Physical Improvements
3. The number (and percent) of barriers/negative conditions decreased within a specified community.
  - a. Decreased number (and percent) of abandoned or neglected buildings in the specified community.
  - b. The number (and percent) of activities designed to improve police and community relations within the specified community.
  - c. Percent decrease in emergency response time measured in minutes in the specified community (EMT, Police, Fire, etc.).
  - d. Decreased number (and percent) of predatory lenders and/or lending practices in the specified community.
  - e. Decreased number (and percent) of environmental threats to households (toxic soil, radon, lead, air quality, quality of drinking water, etc.) in the specified community.
4. Other Outcome Indicator<sup>2</sup>.

	Number: 1	Author: Compare: Insert	Subject: text	Date: Indeterminate
"9. The number (and percent) increase of the number of adults with low incomes who graduate from post-secondary education in the specified community. 10. Percent increase in the adult literacy rate in the specified community. 11."				
	Number: 2	Author: Compare: Replace	Subject: text	Date: Indeterminate
[Old text]: "communities with a lowincome population"				
[New text]: "the specified community"				
	Number: 3	Author: Compare: Replace	Subject: text	Date: Indeterminate
[Old text]: " and percent increase in"				
[New text]: "(and percent) of accessible"				
	Number: 4	Author: Compare: Replace	Subject: text	Date: Indeterminate
[Old text]: "built"				
[New text]: "created"				
	Number: 5	Author: Compare: Delete	Subject: text	Date: Indeterminate
"Education d."				
	Number: 6	Author: Compare: Insert	Subject: text	Date: Indeterminate
"d. Transportation"				
	Number: 7	Author: Compare: Delete	Subject: text	Date: Indeterminate
"Transportation f. Health (e.g. access to nutritious and healthy food) g."				
	Number: 8	Author: Compare: Replace	Subject: text	Date: Indeterminate
[Old text]: "h."				
[New text]: "f."				
	Number: 9	Author: Compare: Delete	Subject: text	Date: Indeterminate
"March 3, 2016 NEW Proposed National Community Level NPIs 4"				
	Number: 10	Author: Compare: Replace	Subject: text	Date: Indeterminate
[Old text]: " and percent increase"				
[New text]: "(and percent)"				
	Number: 11	Author: Compare: Insert	Subject: text	Date: Indeterminate
"existing"				
	Number: 12	Author: Compare: Replace	Subject: text	Date: Indeterminate
[Old text]: "communities:"				
[New text]: "communities in the specified community:"				
	Number: 13	Author: Compare: Delete	Subject: text	Date: Indeterminate
"ii. Financial iii. Education iv. Technological/Communications (e.g. broadband) v. Transportation vi. Health (e.g. access to nutritious and healthy food) vii. Recreational (e.g. parks, gardens, libraries) viii. Other Public Assets/Physical Improvements"				
	Number: 14	Author: Compare: Delete	Subject: text	Date: Indeterminate
"New Assets/Resources i."				
	Number: 15	Author: Compare: Delete	Subject: text	Date: Indeterminate
"Existing Assets/Resources i. Commercial ii."				
	Number: 16	Author: Compare: Replace	Subject: text	Date: Indeterminate
[Old text]: "iii. Education iv."				
[New text]: "c."				
The following text attributes were changed: size				
	Number: 17	Author: Compare: Replace	Subject: text	Date: Indeterminate
[Old text]: "v."				

9. The number (and percent) increase of the number of adults with low incomes who graduate from post-secondary education in the specified community.
10. Percent increase in the adult literacy rate in the specified community.
11. Other Outcome Indicator<sup>2</sup>.

## INFRASTRUCTURE AND ASSET BUILDING

### Performance Indicators:

1. The number (and percent) of accessible assets/resources created in the specified community (new assets/resources):
  - a. Commercial
  - b. Financial
  - c. Technological/Communications (e.g. broadband)
  - d. Transportation
  - e. Recreational (e.g. parks, gardens, libraries)
  - f. Other Public Assets/Physical Improvements
2. The number (and percent) of existing assets/resources made accessible<sup>3</sup> to low-income communities in the specified community:
  - a. Commercial
  - b. Financial
  - c. Technological/Communications (e.g. broadband)
  - d. Transportation
  - e. Recreational (e.g. parks, gardens, libraries)
  - f. Other Public Assets/Physical Improvements
3. The number (and percent) of barriers/negative conditions increased within a specified community.
  - a. Decreased number (and percent) of abandoned or neglected buildings in the specified community.
  - b. The number (and percent) of activities designed to improve police and community relations within the specified community.
  - c. Percent decrease in emergency response time measured in minutes in the specified community (EMT, Police, Fire, etc.).
  - d. Decreased number (and percent) of predatory lenders and/or lending practices in the specified community.
  - e. Decreased number (and percent) of environmental threats to households (toxic soil, radon, lead, air quality, quality of drinking water, etc.) in the specified community.
4. Other Outcome Indicator<sup>2</sup>.



[New text]: "d."

Number: 18 Author: Compare: Replace Subject: text Date: Indeterminate  
[Old text]: "vi. Health (e.g. access to nutritious and healthy food) vii."

[New text]: "e."

The following text attributes were changed:  
size

Number: 19 Author: Compare: Delete Subject: text Date: Indeterminate  
"viii."

Number: 20 Author: Compare: Move Subject: text Date: Indeterminate  
This text was moved from page 6 of old document

Number: 21 Author: Compare: Replace Subject: text Date: Indeterminate  
[Old text]: " and percent decrease in"

[New text]: "(and percent) of"

Number: 22 Author: Compare: Replace Subject: text Date: Indeterminate  
[Old text]: "healthy"

[New text]: "specified"

Number: 23 Author: Compare: Replace Subject: text Date: Indeterminate  
[Old text]: "to having"

[New text]: "decreased within"

Number: 24 Author: Compare: Replace Subject: text Date: Indeterminate  
[Old text]: "and percent"

[New text]: "(and percent)"

Number: 25 Author: Compare: Insert Subject: text Date: Indeterminate  
"in the specified community."

Number: 26 Author: Compare: Replace Subject: text Date: Indeterminate  
[Old text]: "Improved positive relations between"

[New text]: "The number (and percent) of activities designed to improve"

Number: 27 Author: Compare: Insert Subject: text Date: Indeterminate  
"relations within the specified community."

Number: 28 Author: Compare: Insert Subject: text Date: Indeterminate  
"measured in minutes in the specified community"

Number: 29 Author: Compare: Replace Subject: text Date: Indeterminate  
[Old text]: "Decrease"

[New text]: "Percent decrease"

Number: 30 Author: Compare: Replace Subject: text Date: Indeterminate  
[Old text]: " etc.) in minutes"

[New text]: " etc.)."

Number: 31 Author: Compare: Replace Subject: text Date: Indeterminate  
[Old text]: "4. Increase"

[New text]: " and/or lending practices"

Number: 32 Author: Compare: Replace Subject: text Date: Indeterminate  
[Old text]: "and percent"

[New text]: "(and percent)"

Number: 33 Author: Compare: Replace Subject: text Date: Indeterminate  
[Old text]: " payday"

Comments from page 2 continued on next page

9. The number (and percent) increase of the number of adults with low incomes who graduate from post-secondary education in the specified community.
10. Percent increase in the adult literacy rate in the specified community.
11. Other Outcome Indicator<sup>2</sup>.

## INFRASTRUCTURE AND ASSET BUILDING

### Performance Indicators:

1. The number (and percent) of accessible assets/resources created in the specified community (new assets/resources):
  - a. Commercial
  - b. Financial
  - c. Technological/Communications (e.g. broadband)
  - d. Transportation
  - e. Recreational (e.g. parks, gardens, libraries)
  - f. Other Public Assets/Physical Improvements
2. The number (and percent) of existing assets/resources made accessible<sup>3</sup> to low-income communities in the specified community:
  - a. Commercial
  - b. Financial
  - c. Technological/Communications (e.g. broadband)
  - d. Transportation
  - e. Recreational (e.g. parks, gardens, libraries)
  - f. Other Public Assets/Physical Improvements
3. The number (and percent) of barriers/negative conditions decreased within a specified community.
  - a. Decreased number (and percent) of abandoned or neglected buildings in the specified community.
  - b. The number (and percent) of activities designed to improve police and community relations within the specified community.
  - c. Percent decrease in emergency response time measured in minutes in the specified community (EMT, Police, Fire, etc.).
  - d. Decreased number (and percent) of predatory lenders and/or lending practices in the specified community.
  - e. Decreased number (and percent) of environmental threats to households (toxic soil, radon, lead, air quality, quality of drinking water, etc.) in the specified community.

<sup>36</sup> Other Outcome Indicator<sup>2</sup>.

[New text]: "predatory"

Number: 34 Author: Compare: Replace Subject: text Date: Indeterminate

[Old text]: "rate of home ownership of people with low incomes. 5."

---

[New text]: " specified community. e."

Number: 35 Author: Compare: Move Subject: text Date: Indeterminate

This text was moved from page 6 of old document

---

Number: 36 Author: Compare: Insert Subject: text Date: Indeterminate

"4."

---

Number: 37 Author: Compare: Insert Subject: text Date: Indeterminate

"June 2016 FRN #1 – CSBG Annual Report Module 3, Section B, NPI List Page 2 of 5"

---

## HOUSING

### Performance Indicators:

1. The number <sup>1</sup>(and percent) of safe and affordable housing units developed <sup>2</sup>in the specified community (e.g. built or units set aside for people with low incomes).
2. The number <sup>4</sup>(and percent) of safe and affordable housing units <sup>3</sup>maintained through WAP or other rehabilitation efforts in the specified community.
3. The number <sup>5</sup>(and percent) of safe and affordable housing units whose value and quality was <sup>6</sup>improved through WAP or other rehabilitation efforts in the specified community.
4. The number <sup>7</sup>(and percent) of shelter beds<sup>4</sup> established in the <sup>8</sup>specified community.
5. The number <sup>9</sup>(and percent) increase of shelter beds<sup>5</sup> maintained in the specified community.
6. <sup>11</sup>Percent decrease in the rate of homelessness<sup>10</sup> in the specified community.
7. <sup>13</sup>Percent decrease in the foreclosure<sup>12</sup> rate in the specified community.
8. <sup>14</sup>Percent increase in the rate of home ownership of people with low incomes in the specified community.
9. Other Outcome Indicator<sup>2</sup>.

## HEALTH AND SOCIAL/BEHAVIORAL DEVELOPMENT

### Performance Indicators:

1. Health <sup>15</sup>sets or resources.
  - a. Number <sup>16</sup>(and percent) of <sup>17</sup>accessible and affordable assets or resources for physical health <sup>18</sup>added to the specified community.
  - b. Number (and percent) of accessible and affordable assets or resources for behavioral and mental health added to the specified community.
  - c. The number (and percent) of healthy, accessible, and affordable food options added to the specified community.
2. Physical health, wellbeing, and development.
  - a. Decrease in infant mortality rate in the specified community.
  - b. Decrease in childhood obesity rate in the specified community.
  - c. Decrease in adult obesity rate in the specified community.
  - d. Increase in child immunization rate in the specified community.
  - e. Percent decrease in uninsured families in the specified community.
3. Behavioral and Mental health, emotional wellbeing, and development.
  - a. Percent decrease in teen pregnancy rate in the specified community.
  - b. Percent decrease in unplanned pregnancies in the specified community.

	Number: 1	Author: Compare: Insert	Subject: text	Date: Indeterminate
"(and percent)"				
	Number: 2	Author: Compare: Insert	Subject: text	Date: Indeterminate
"in the specified community"				
	Number: 3	Author: Compare: Replace	Subject: text	Date: Indeterminate
[Old text]: " maintained."				
[New text]: " maintained through WAP or other rehabilitation efforts in the specified community."				
	Number: 4	Author: Compare: Insert	Subject: text	Date: Indeterminate
"(and percent)"				
	Number: 5	Author: Compare: Insert	Subject: text	Date: Indeterminate
"(and percent)"				
	Number: 6	Author: Compare: Replace	Subject: text	Date: Indeterminate
[Old text]: "improved."				
[New text]: " improved through WAP or other rehabilitation efforts in the specified community."				
	Number: 7	Author: Compare: Insert	Subject: text	Date: Indeterminate
"(and percent)"				
	Number: 8	Author: Compare: Replace	Subject: text	Date: Indeterminate
[Old text]: " community by the agency."				
[New text]: " specified community."				
	Number: 9	Author: Compare: Insert	Subject: text	Date: Indeterminate
"(and percent)"				
	Number: 10	Author: Compare: Replace	Subject: text	Date: Indeterminate
[Old text]: " (in a specific community or for a specific population, e.g. veterans)."				
[New text]: "in the specified community."				
	Number: 11	Author: Compare: Replace	Subject: text	Date: Indeterminate
[Old text]: "Decrease"				
[New text]: "Percent decrease"				
	Number: 12	Author: Compare: Replace	Subject: text	Date: Indeterminate
[Old text]: " rate."				
[New text]: " rate in the specified community."				
	Number: 13	Author: Compare: Replace	Subject: text	Date: Indeterminate
[Old text]: "Decrease"				
[New text]: "Percent decrease"				
	Number: 14	Author: Compare: Insert	Subject: text	Date: Indeterminate
"Percent increase in the rate of home ownership of people with low incomes in the specified community. 9."				
	Number: 15	Author: Compare: Replace	Subject: text	Date: Indeterminate
[Old text]: " Services."				
[New text]: "assets or resources."				
	Number: 16	Author: Compare: Insert	Subject: text	Date: Indeterminate
"(and percent)"				
	Number: 17	Author: Compare: Insert	Subject: text	Date: Indeterminate
"accessible and affordable assets or resources for physical"				
	Number: 18	Author: Compare: Delete	Subject: text	Date: Indeterminate

## HOUSING

### Performance Indicators:

1. The number (and percent) of safe and affordable housing units developed in the specified community (e.g. built or units set aside for people with low incomes).
2. The number (and percent) of safe and affordable housing units maintained through WAP or other rehabilitation efforts in the specified community.
3. The number (and percent) of safe and affordable housing units whose value and quality was improved through WAP or other rehabilitation efforts in the specified community.
4. The number (and percent) of shelter beds<sup>4</sup> established in the specified community.
5. The number (and percent) increase of shelter beds<sup>5</sup> maintained in the specified community.
6. Percent decrease in the rate of homelessness in the specified community.
7. Percent decrease in the foreclosure rate in the specified community.
8. Percent increase in the rate of home ownership of people with low incomes in the specified community.
9. Other Outcome Indicator<sup>2</sup>.

## HEALTH AND SOCIAL/BEHAVIORAL DEVELOPMENT

### Performance Indicators:

1. Health assets or resources.
  - a. Number (and percent) of accessible and affordable assets or resources for physical health added<sup>19</sup> the specified community.
  - b. Number (and percent) of accessible and affordable assets or resources for behavioral and mental health added<sup>22</sup> to the specified community.
  - c. The number (and percent) of healthy, accessible, and affordable food options added<sup>25</sup> the specified community.
2. Physical health, wellbeing, and development.
  - a. Decrease in infant mortality rate in the specified community.
  - b. Decrease in childhood obesity rate in the specified community.
  - c. Increase in adult obesity rate in the specified community.
  - d. Increase in child immunization rate in the specified community.
  - e. Percent decrease in uninsured families in the specified community.
3. Behavioral and Mental health, emotional wellbeing, and development.
  - a. Percent decrease in teen pregnancy rate in the specified community.
  - b. Percent decrease in unplanned pregnancies in the specified community.

" services"

■	Number: 19	Author: Compare: Replace	Subject: text	Date: Indeterminate
[Old text]: " within one mile of a low-income urban community"				
[New text]: "to the specified community."				
■	Number: 20	Author: Compare: Insert	Subject: text	Date: Indeterminate
"(and percent)"				
■	Number: 21	Author: Compare: Insert	Subject: text	Date: Indeterminate
" accessible and affordable assets or resources for behavioral and mental"				
■	Number: 22	Author: Compare: Replace	Subject: text	Date: Indeterminate
[Old text]: " services made accessible within one mile of a low-income urban community"				
[New text]: "added to the specified community."				
■	Number: 23	Author: Compare: Replace	Subject: text	Date: Indeterminate
[Old text]: "Number"				
[New text]: "The number (and percent)"				
■	Number: 24	Author: Compare: Replace	Subject: text	Date: Indeterminate
[Old text]: "health services"				
[New text]: " healthy, accessible, and affordable food options"				
■	Number: 25	Author: Compare: Replace	Subject: text	Date: Indeterminate
[Old text]: " within ten miles of a low-income rural community d. Number of health services made accessible within ten miles of a low-income rural community"				
[New text]: "to the specified community."				
■	Number: 26	Author: Compare: Replace	Subject: text	Date: Indeterminate
[Old text]: " community"				
[New text]: " specified community."				
■	Number: 27	Author: Compare: Replace	Subject: text	Date: Indeterminate
[Old text]: " community"				
[New text]: " specified community."				
■	Number: 28	Author: Compare: Insert	Subject: text	Date: Indeterminate
"Decrease in adult obesity rate in the specified community. d."				
■	Number: 29	Author: Compare: Replace	Subject: text	Date: Indeterminate
[Old text]: " community d."				
[New text]: " specified community. e."				
■	Number: 30	Author: Compare: Replace	Subject: text	Date: Indeterminate
[Old text]: " community"				
[New text]: " specified community."				
■	Number: 31	Author: Compare: Insert	Subject: text	Date: Indeterminate
"Behavioral and"				
■	Number: 32	Author: Compare: Delete	Subject: text	Date: Indeterminate
"and behavioral"				
■	Number: 33	Author: Compare: Replace	Subject: text	Date: Indeterminate
[Old text]: " community"				
[New text]: " specified community."				
■	Number: 34	Author: Compare: Replace	Subject: text	Date: Indeterminate
[Old text]: "Decrease"				
[New text]: "Percent decrease"				

## HOUSING

### Performance Indicators:

1. The number (and percent) of safe and affordable housing units developed in the specified community (e.g. built or units set aside for people with low incomes).
2. The number (and percent) of safe and affordable housing units maintained through WAP or other rehabilitation efforts in the specified community.
3. The number (and percent) of safe and affordable housing units whose value and quality was improved through WAP or other rehabilitation efforts in the specified community.
4. The number (and percent) of shelter beds<sup>4</sup> established in the specified community.
5. The number (and percent) increase of shelter beds<sup>5</sup> maintained in the specified community.
6. Percent decrease in the rate of homelessness in the specified community.
7. Percent decrease in the foreclosure rate in the specified community.
8. Percent increase in the rate of home ownership of people with low incomes in the specified community.
9. Other Outcome Indicator<sup>2</sup>.

## HEALTH AND SOCIAL/BEHAVIORAL DEVELOPMENT

### Performance Indicators:

1. Health assets or resources.
  - a. Number (and percent) of accessible and affordable assets or resources for physical health added to the specified community.
  - b. Number (and percent) of accessible and affordable assets or resources for behavioral and mental health added to the specified community.
  - c. The number (and percent) of healthy, accessible, and affordable food options added to the specified community.
2. Physical health, wellbeing, and development.
  - a. Decrease in infant mortality rate in the specified community.
  - b. Decrease in childhood obesity rate in the specified community.
  - c. Decrease in adult obesity rate in the specified community.
  - d. Increase in child immunization rate in the specified community.
  - e. Percent decrease in uninsured families in the specified community.
3. Behavioral and Mental health, emotional wellbeing, and development.
  - a. Percent decrease in teen pregnancy rate in the specified community.
  - b. Percent decrease in unplanned pregnancies in the specified community.



[New text]: " specified community. June 2016 FRN #1 – CSBG Annual Report Module 3, Section B, NPI List Page 3 of 5"

- c. 2 percent decrease in rate of substance use in the 1 specified community (e.g. cigarettes, prescription drugs, narcotics, 3 alcohol).
  - d. 4 increased number (and percent) of domestic violence occurrences in the 5 specified community.
  - e. 6 decreased number (and percent) in child and elder abuse and neglect cases in the 7 specified community.
4. Public Safety.
    - a. 9 percent decrease in recidivism rate in the 8 specified community.
    - b. 11 percent decrease in non-violent crime rate 10 the specified community.
    - c. 13 percent decrease in violent crime rate 12 the specified community.
    - d. 15 increased number (and percent) 16 4 teens involved with the juvenile court system in the specified community.
  5. The number (and percent) of emergency management plans created and/or enhanced in the specified community (earthquake, hurricane, tornado proofing, flood measures, other strategies against natural disasters).
  6. Other Outcome Indicator<sup>2</sup>. ▲

## NATIONAL GOAL 2: Communities where people with low incomes live are healthy and offer economic opportunity.

### CIVIC ENGAGEMENT AND COMMUNITY INVOLVEMENT

*The improvements and gains that are tracked by community level indicators under Goal 2 will be changes at the community level. The individuals involved at this level of civic engagement and community involvement will be inclusive of individuals working with Community Action who are not individuals with low incomes. They may be partners, funders, policy makers, volunteers, board members, business representatives or other community individuals (regardless of their income status).*

#### Performance Indicators:

1. The percent increase of donated time to support Community Action's delivery of services and/or implementation of strategies to address conditions in the specified community.
2. The percent increase of donated resources to support Community Action's delivery of services and/or implementation of strategies to address conditions in the specified community.
3. The percent increase of people participating in public hearings, policy forums, community planning, or other advisory boards related to Community Action's delivery of service and/or implementation of strategies to address conditions in the specified community.

## Page: 4

 Number: 1	Author: Compare: Insert	Subject: text	Date: Indeterminate
"specified"			
 Number: 2	Author: Compare: Replace	Subject: text	Date: Indeterminate
[Old text]: "Decrease"			
[New text]: "Percent decrease"			
 Number: 3	Author: Compare: Replace	Subject: text	Date: Indeterminate
[Old text]: "alcohol)"			
[New text]: " alcohol)."			
 Number: 4	Author: Compare: Replace	Subject: text	Date: Indeterminate
[Old text]: "Percent decrease in"			
[New text]: "Decreased number (and percent) of"			
 Number: 5	Author: Compare: Replace	Subject: text	Date: Indeterminate
[Old text]: " community"			
[New text]: "specified community."			
 Number: 6	Author: Compare: Replace	Subject: text	Date: Indeterminate
[Old text]: "Percent decrease"			
[New text]: "Decreased number (and percent)"			
 Number: 7	Author: Compare: Replace	Subject: text	Date: Indeterminate
[Old text]: "community"			
[New text]: " specified community."			
 Number: 8	Author: Compare: Replace	Subject: text	Date: Indeterminate
[Old text]: "community"			
[New text]: " specified community."			
 Number: 9	Author: Compare: Replace	Subject: text	Date: Indeterminate
[Old text]: "Decrease"			
[New text]: "Percent decrease"			
 Number: 10	Author: Compare: Insert	Subject: text	Date: Indeterminate
"in the specified community."			
 Number: 11	Author: Compare: Replace	Subject: text	Date: Indeterminate
[Old text]: "Decrease"			
[New text]: "Percent decrease"			
 Number: 12	Author: Compare: Insert	Subject: text	Date: Indeterminate
"in the specified community."			
 Number: 13	Author: Compare: Replace	Subject: text	Date: Indeterminate
[Old text]: "Decrease"			
[New text]: "Percent decrease"			
 Number: 14	Author: Compare: Move	Subject: text	Date: Indeterminate
This text was moved from page 6 of old document to page 2 of this document			
 Number: 15	Author: Compare: Replace	Subject: text	Date: Indeterminate
[Old text]: "e."			
[New text]: "Decreased number (and percent)"			
 Number: 16	Author: Compare: Delete	Subject: text	Date: Indeterminate

Comments from page 4 continued on next page

- c. Percent decrease in rate of substance use in the specified community (e.g. cigarettes, prescription drugs, narcotics, alcohol).
  - d. Decreased number (and percent) of domestic violence occurrences in the specified community.
  - e. Decreased number (and percent) in child and elder abuse and neglect cases in the specified community.
4. Public Safety.
- a. Percent decrease in recidivism rate in the specified community.
  - b. Percent decrease in non-violent crime rate in the specified community.
  - c. Percent decrease in violent crime rate in the specified community.
  - d. Decreased number (and percent) in persons involved with the juvenile court system in the specified community.
5. The number (and percent) of emergency management plans created and/or enhanced in the specified community (earthquake, hurricane, tornado proofing, flood measures, other strategies against natural disasters).
- Other Outcome Indicator.

## NATIONAL GOAL 2: Communities where people with low incomes live are healthy and offer economic opportunity.

### CIVIC ENGAGEMENT AND COMMUNITY INVOLVEMENT

*The improvements and gains that are tracked by community level indicators under Goal 2 will be changes at the community level. The individuals involved at this level of civic engagement and community involvement will be inclusive of individuals working with Community Action who are not individuals with low incomes. They may be partners, funders, policy makers, volunteers, board members, business representatives or other community individuals (regardless of their income status).*

#### Performance Indicators:

1. The percent increase of donated time to support Community Action's delivery of services and/or implementation of strategies to address conditions in the specified community.
2. The percent increase of donated resources to support Community Action's delivery of services and/or implementation of strategies to address conditions in the specified community.
3. The percent increase of people participating in public hearings, policy forums, community planning, or other advisory boards related to Community Action's delivery of service and/or implementation of strategies to address conditions in the specified community.

---

"Percent decrease"

Number: 17 Author: Compare: Move Subject: text Date: Indeterminate  
This text was moved from page 6 of old document to page 2 of this document

Number: 18 Author: Compare: Move Subject: text Date: Indeterminate  
This text was moved from page 6 of old document to page 4 of this document

Number: 19 Author: Compare: Insert Subject: text Date: Indeterminate  
"in the specified community."

Number: 20 Author: Compare: Insert Subject: text Date: Indeterminate  
"created and/or enhanced in the specified community"

Number: 21 Author: Compare: Replace Subject: text Date: Indeterminate  
[Old text]: "Creation and/or enhancement"

[New text]: "The number (and percent)"

Number: 22 Author: Compare: Move Subject: text Date: Indeterminate  
This text was moved from page 6 of old document

Number: 23 Author: Compare: Replace Subject: text Date: Indeterminate  
[Old text]: "disasters"

[New text]: "disasters."

Number: 24 Author: Compare: Delete Subject: text Date: Indeterminate  
"March 3, 2016 NEW Proposed National Community Level NPIs 6"

Number: 25 Author: Compare: Insert Subject: text Date: Indeterminate  
"6."

Number: 26 Author: Compare: Replace Subject: text Date: Indeterminate  
[Old text]: " Action efforts."

[New text]: "Action's delivery of services and/or implementation of strategies to address conditions in the specified community."

Number: 27 Author: Compare: Replace Subject: text Date: Indeterminate  
[Old text]: "number"

[New text]: " percent increase"

Number: 28 Author: Compare: Replace Subject: text Date: Indeterminate  
[Old text]: " people who donate"

[New text]: " donated"

Number: 29 Author: Compare: Replace Subject: text Date: Indeterminate  
[Old text]: "Action efforts."

[New text]: " Action's delivery of services and/or implementation of strategies to address conditions in the specified community."

Number: 30 Author: Compare: Replace Subject: text Date: Indeterminate  
[Old text]: "number"

[New text]: "percent increase"

Number: 31 Author: Compare: Replace Subject: text Date: Indeterminate  
[Old text]: " people who donate"

[New text]: "donated"

Number: 32 Author: Compare: Replace Subject: text Date: Indeterminate  
[Old text]: " number"

[New text]: " percent increase"

Number: 33 Author: Compare: Replace Subject: text Date: Indeterminate  
[Old text]: " who participate"

[New text]: " participating"

Comments from page 4 continued on next page

- c. Percent decrease in rate of substance use in the specified community (e.g. cigarettes, prescription drugs, narcotics, alcohol).
  - d. Decreased number (and percent) of domestic violence occurrences in the specified community.
  - e. Decreased number (and percent) in child and elder abuse and neglect cases in the specified community.
4. Public Safety.
    - a. Percent decrease in recidivism rate in the specified community.
    - b. Percent decrease in non-violent crime rate in the specified community.
    - c. Percent decrease in violent crime rate in the specified community.
    - d. Decreased number (and percent) in teens involved with the juvenile court system in the specified community.
  5. The number (and percent) of emergency management plans created and/or enhanced in the specified community (earthquake, hurricane, tornado proofing, flood measures, other strategies against natural disasters).
  6. Other Outcome Indicator<sup>2</sup>.

## **NATIONAL GOAL 2: Communities where people with low incomes live are healthy and offer economic opportunity.**

### **CIVIC ENGAGEMENT AND COMMUNITY INVOLVEMENT**

*The improvements and gains that are tracked by community level indicators under Goal 2 will be changes at the community level. The individuals involved at this level of civic engagement and community involvement will be inclusive of individuals working with Community Action who are not individuals with low incomes. They may be partners, funders, policy makers, volunteers, board members, business representatives or other community individuals (regardless of their income status).*

#### **Performance Indicators:**

1. The percent increase of donated time to support Community Action's delivery of services and/or implementation of strategies to address conditions in the specified community.
2. The percent increase of donated resources to support Community Action's delivery of services and/or implementation of strategies to address conditions in the specified community.
3. The percent increase of people participating in public hearings, policy forums, community planning, or other advisory boards related to Community Action's delivery of service and/or implementation of strategies to address conditions in the specified community.

Number: 34 Author: Compare: Replace Subject: text Date: Indeterminate  
[Old text]: "Action efforts."

---

[New text]: " Action's delivery of service and/or implementation of strategies to address conditions in the specified community. June 2016 FRN #1  
– CSBG Annual Report Module 3, Section B, NPI List Page 4 of 5"

Number: 35 Author: Compare: Insert Subject: text Date: Indeterminate  
"community planning,"

---

4. Other Outcome<sup>1</sup> Indicator.

## NATIONAL GOAL 3: People with low incomes are engaged and active in building opportunities in communities.

### CIVIC ENGAGEMENT AND COMMUNITY INVOLVEMENT

*When considering the third goal, the indicators will be related to those individuals with low income who are actively involved or engaged with the CAA or in an effort where the CAA is a critical member/leader. These individuals most probably are not participants of the agency. Outcomes for Individuals in CAA programs designed to increase leadership and other civic engagement skills should be reported under Goal 1. Civic Engagement and Community involvement NPI 1.a., b., or c. Any agency that is leading strategies of this nature will, as a matter of application of good ROMA principles, have a way of identifying the individuals with low income who are so engaged.*

#### Performance Indicators:

1. <sup>3</sup>Increased number<sup>2</sup> (and percent) of people with low incomes who <sup>4</sup>support Community <sup>6</sup>Action's delivery of service and/or <sup>5</sup>Implementation of strategies to address conditions in the <sup>7</sup>specified community.
2. <sup>9</sup>Increased number<sup>8</sup> (and percent) of people with low incomes who acquire and maintain leadership roles with <sup>10</sup>Community Action or other organizations<sup>6</sup> within the <sup>11</sup>specified community.
3. Other Outcome Indicator<sup>2</sup>.

---

<sup>1</sup> Living wage is calculated locally based on the MIT Living Wage Calculator <http://livingwage.mit.edu/pages/about>.

<sup>2</sup> This outcome indicator will be specified by the agency. An outcome indicator measures the achievement of results. An outcome indicator is not a measure of the services or products provided.

<sup>3</sup> Accessible resources are less than a mile away in urban areas and less than 10 miles away in rural areas. Increase in accessibility can also result in program expansion.

<sup>4</sup> Increase in shelter beds can result from the creation of new shelters or by adding new beds. Shelter beds designated for victims of domestic violence are included in this indicator.

<sup>5</sup> Increase in shelter beds can result from the creation of new shelters or by adding new beds. Shelter beds designated for victims of domestic violence are included in this indicator.

<sup>6</sup> Other organizations include Head Start policy councils, resident led low-income housing organizations, etc.



---

Number: 1 Author: Compare: Replace Subject: text Date: Indeterminate  
[Old text]: "IndicatorError! Bookmark not defined.."

[New text]: "Indicator."  
The following text attributes were changed:  
font

---

Number: 2 Author: Compare: Insert Subject: text Date: Indeterminate  
"(and percent)"

---

Number: 3 Author: Compare: Replace Subject: text Date: Indeterminate  
[Old text]: "The"

[New text]: "Increased"

---

Number: 4 Author: Compare: Replace Subject: text Date: Indeterminate  
[Old text]: "participate with"

[New text]: " support"

---

Number: 5 Author: Compare: Insert Subject: text Date: Indeterminate  
" implementation of strategies to address"

---

Number: 6 Author: Compare: Replace Subject: text Date: Indeterminate  
[Old text]: " Action to improve the"

[New text]: "Action's"

---

Number: 7 Author: Compare: Insert Subject: text Date: Indeterminate  
" specified"

---

Number: 8 Author: Compare: Insert Subject: text Date: Indeterminate  
" (and percent)"

---

Number: 9 Author: Compare: Replace Subject: text Date: Indeterminate  
[Old text]: "The"

[New text]: "Increased"

---

Number: 10 Author: Compare: Replace Subject: text Date: Indeterminate  
[Old text]: "community action"

[New text]: "Community Action"

---

Number: 11 Author: Compare: Insert Subject: text Date: Indeterminate  
"specified"