

Summary of Changes made between the Initial Feedback Period NPI list and the CSBG Annual Report FRN#1 package for Module 4 Individual and Family level NPIs.

Each change has been numbered, with an explanation of how the FRN#1 document compares to the older document first presented to the Network during the Initial Feedback Period.



1 Module 4, Section C: Proposed Individual and Family NPIs list

The Proposed Individual and Family Level National Performance Indicators will aid in local and state analysis of the relationship between people, services, and outcomes. The Individual and Family National Performance Indicators (NPIs) will aid the Network in both better managing our programs and telling the community action story.

While reviewing this document, please consider the following:

- Local agencies will only report on indicators as they apply to their work and would not be required to report on all NPIs listed.
- The indicators are organized by domains, except for indicators related to stability.
- Please note that tracking outcomes for 180 days is the standard that agencies are expected to work toward. The timeframe of 90 days is included to allow agencies with current limited capacity to report on this timeframe and to encourage quarterly review of data. The expectation is that agencies will eventually report on the 180 day indicator. 2 These indicators would only be reported by those in a case management program or similar intensive program where appropriate (i.e. longitudinal tracking).

NATIONAL GOAL 1: Individuals and Families with low incomes are stable and achieve economic security.

EMPLOYMENT

1. 4b Attainment: The number and percent of unemployed youth who obtain employment to gain skills or income.
2. Job Attainment: The number and percent of unemployed 5 adults who obtain employment (up to a living wage¹).
 - 6 Of the above, the number and percent of unemployed adults who become self-employed² as a result of CAA services (up to a living wage).
 - 7 Of the above, the number and percent of unemployed adults who maintain existing employment for at least 90 days (up to a living wage).
 - 8 Of the above, the number and percent of unemployed adults who maintain existing employment for at least 180 days (up to a living wage).
9. Job Attainment: The number and percent of unemployed 10 adults who obtain employment 11 with a living 13 wage or 12 gher).
 - a. Of the above, the number and percent of unemployed adults who become self-employed as a result of CAA services (with a living wage or higher).
 - 14 Of the above, the number and percent of unemployed adults who maintain existing

¹ There is no national definition of living wage.

² Self-employed includes individuals who open a business

Page: 1

-
- Number: 1 Author: Compare: Replace Subject: text Date: Indeterminate
[Old text]: "PROPOSED INDIVIDUAL AND FAMILY LEVEL NATIONAL PERFORMANCE INDICATORS"
- [New text]: "Module 4, Section C: Proposed Individual and Family NPIs list"
The following text attributes were changed:
font, fill color, size
-
- Number: 2 Author: Compare: Delete Subject: text Date: Indeterminate
"all"
-
- Number: 3 Author: Compare: Insert Subject: text Date: Indeterminate
" These indicators would only be reported by those in a case management program or similar intensive program where appropriate (i.e. longitudinal tracking)."
-
- Number: 4 Author: Compare: Insert Subject: text Date: Indeterminate
"Job Attainment: The number and percent of unemployed youth who obtain employment to gain skills or income. 2."
-
- Number: 5 Author: Compare: Replace Subject: text Date: Indeterminate
[Old text]: " individuals"
- [New text]: "adults"
-
- Number: 6 Author: Compare: Replace Subject: text Date: Indeterminate
[Old text]: "1a. Become self-employed2"
- [New text]: "a. Of the above, the number and percent of unemployed adults who become selfemployed2"
-
- Number: 7 Author: Compare: Replace Subject: text Date: Indeterminate
[Old text]: "1b. Maintain"
- [New text]: "b. Of the above, the number and percent of unemployed adults who maintain"
-
- Number: 8 Author: Compare: Replace Subject: text Date: Indeterminate
[Old text]: "1c. Maintain"
- [New text]: "c. Of the above, the number and percent of unemployed adults who maintain"
-
- Number: 9 Author: Compare: Replace Subject: text Date: Indeterminate
[Old text]: "2."
- [New text]: "3."
-
- Number: 10 Author: Compare: Replace Subject: text Date: Indeterminate
[Old text]: " individuals"
- [New text]: "adults"
-
- Number: 11 Author: Compare: Replace Subject: text Date: Indeterminate
[Old text]: " with"
- [New text]: "(with"
-
- Number: 12 Author: Compare: Replace Subject: text Date: Indeterminate
[Old text]: "higher. 2a. Become self-employed2"
- [New text]: "higher). a. Of the above, the number and percent of unemployed adults who become selfemployed"
-
- Number: 13 Author: Compare: Replace Subject: text Date: Indeterminate
[Old text]: " wage1"
- [New text]: " wage"
-
- Number: 14 Author: Compare: Replace Subject: text Date: Indeterminate
[Old text]: "2b. Maintain"
- [New text]: "b. Of the above, the number and percent of unemployed adults who maintain"
-
- Number: 15 Author: Compare: Move Subject: text Date: Indeterminate
This text was moved from page 1 of old document

Comments from page 1 continued on next page

Module 4, Section C: Proposed Individual and Family NPIs list

The Proposed Individual and Family Level National Performance Indicators will aid in local and state analysis of the relationship between people, services, and outcomes. The Individual and Family National Performance Indicators (NPIs) will aid the Network in both better managing our programs and telling the community action story.

While reviewing this document, please consider the following:

- Local agencies will only report on indicators as they apply to their work and would not be required to report on all NPIs listed.
- The indicators are organized by domains, except for indicators related to stability.
- Please note that tracking outcomes for 180 days is the standard that agencies are expected to work toward. The timeframe of 90 days is included to allow agencies with current limited capacity to report on this timeframe and to encourage quarterly review of data. The expectation is that agencies will eventually report on the 180 day indicator. These indicators would only be reported by those in a case management program or similar intensive program where appropriate (i.e. longitudinal tracking).

NATIONAL GOAL 1: Individuals and Families with low incomes are stable and achieve economic security.

EMPLOYMENT

1. Job Attainment: The number and percent of unemployed youth who obtain employment to gain skills or income.
2. Job Attainment: The number and percent of unemployed adults who obtain employment (up to a living wage¹).
 - a. Of the above, the number and percent of unemployed adults who become self-employed² as a result of CAA services (up to a living wage).
 - b. Of the above, the number and percent of unemployed adults who maintain existing employment for at least 90 days (up to a living wage).
 - c. Of the above, the number and percent of unemployed adults who maintain existing employment for at least 180 days (up to a living wage).
3. Job Attainment: The number and percent of unemployed adults who obtain employment (with a living wage or higher).
 - a. Of the above, the number and percent of unemployed adults who become self-employed as a result of CAA services (with a living wage or higher).
 - b. Of the above, the number and percent of unemployed adults who maintain existing

¹There is no national definition of living wage.

²Self-employed includes individuals who open a business

"There is no national definition of living wage. 2 Self-employed includes individuals who open a business June 2016 FRN #1 – CSBG Annual Report Module 4, Section C, NPI List Page 1 of 6"

- employment for at least 90 days (with a living wage or higher).
 - c. ⁴ Of the above, ¹ ² the number and percent of ³ unemployed adults who ⁵ maintain ⁶ existing employment for at least 180 days (with a living wage or higher).
7. Job/Career Enhancement: The number and percent of employed participants in a career-advancement related program who entered or transitioned into a position that provided increased income and/or ⁸ benefits
- a. The number and percent of employed participants who increased income from employment through wage or salary amount increase.
 - 9. The number and percent of employed participants who increased income from employment through hours worked increase.
 - c. ¹⁰ The number and percent of employed participants who increased benefits related to employment.

EDUCATION AND COGNITIVE DEVELOPMENT

1. The number and percent of children (0 to 5) who demonstrate improved emergent literacy skills³.
2. The number and percent of children (0 to 5) who demonstrate skills for school readiness⁴.
3. The number and percent of children and youth who demonstrate improved positive approaches toward learning, including improved attention skills.
 - a. Early Childhood Education (ages 0-5)
 - b. ¹¹ 1st grade – 8th grade
 - c. ¹² 12th grade – 12th grade
4. The number and percent of children and youth who are achieving at ¹³ basic grade level (academic, social, and school success skills).
 - a. Early Childhood Education (ages 0-5)
 - b. ¹⁴ 1st grade – 8th grade
 - c. ¹⁵ 15th grade – 12th grade
5. The number and percent of parents/caregivers who improve their home environments⁵.
6. The number and percent of adults who demonstrate improved basic education⁶.
7. The number and percent of individuals who obtain a high school diploma and/or obtain an equivalency certificate or diploma.
8. The number and percent of individuals who obtain a recognized credential, certificate, or degree relating to achievement of educational or vocational skills.
9. The number and percent of individuals who obtain an Associate's degree.
10. The number and percent of individuals who obtain a Bachelor's degree.













³ Reporting on this NPI includes Head Start measures

⁴ Reporting on this NPI includes Head Start measures

⁵ This NPI includes improvement in language and literacy skills.

⁶ Report on this NPI for individuals aged 16 years or older.

Page: 2

	Number: 1	Author: Compare: Delete	Subject: text	Date: Indeterminate
"Living wage is calculated locally based on"				
	Number: 2	Author: Compare: Move	Subject: text	Date: Indeterminate
This text was moved from page 1 of old document to page 1 of this document				
	Number: 3	Author: Compare: Replace	Subject: text	Date: Indeterminate
[Old text]: " Technology (MIT) Living Wage Calculator http://livingwage.mit.edu/pages/about . 2 Self-employed includes individuals"				
[New text]: "unemployed adults"				
The following text attributes were changed:				
size				
	Number: 4	Author: Compare: Insert	Subject: text	Date: Indeterminate
"c. Of the above,"				
	Number: 5	Author: Compare: Replace	Subject: text	Date: Indeterminate
[Old text]: " open a business. March 3, 2016 – Proposed Individual and Family Level National Performance Indicators 1"				
[New text]: " maintain"				
The following text attributes were changed:				
size				
	Number: 6	Author: Compare: Delete	Subject: text	Date: Indeterminate
"2c. Maintain"				
	Number: 7	Author: Compare: Replace	Subject: text	Date: Indeterminate
[Old text]: "3."				
[New text]: "4."				
	Number: 8	Author: Compare: Replace	Subject: text	Date: Indeterminate
[Old text]: "benefits: 3a. Increased"				
[New text]: "benefits a. The number and percent of employed participants who increased"				
	Number: 9	Author: Compare: Replace	Subject: text	Date: Indeterminate
[Old text]: "3b. Increased"				
[New text]: "b. The number and percent of employed participants who increased"				
	Number: 10	Author: Compare: Replace	Subject: text	Date: Indeterminate
[Old text]: "3c. Increased"				
[New text]: "c. The number and percent of employed participants who increased"				
	Number: 11	Author: Compare: Replace	Subject: text	Date: Indeterminate
[Old text]: "grade-8th"				
[New text]: "grade – 8th"				
	Number: 12	Author: Compare: Replace	Subject: text	Date: Indeterminate
[Old text]: "9th-12th"				
[New text]: "9th grade – 12th"				
	Number: 13	Author: Compare: Insert	Subject: text	Date: Indeterminate
"basic"				
	Number: 14	Author: Compare: Replace	Subject: text	Date: Indeterminate
[Old text]: " grade-8th"				
[New text]: "grade – 8th"				
	Number: 15	Author: Compare: Replace	Subject: text	Date: Indeterminate
[Old text]: "9th-12th"				
[New text]: "9th grade – 12th"				

Comments from page 2 continued on next page

- employment for at least 90 days (with a living wage or higher).
 - c. Of the above, the number and percent of unemployed adults who maintain existing employment for at least 180 days (with a living wage or higher).
4. Job/Career Enhancement: The number and percent of employed participants in a career-advancement related program who entered or transitioned into a position that provided increased income and/or benefits
- a. The number and percent of employed participants who increased income from employment through wage or salary amount increase.
 - b. The number and percent of employed participants who increased income from employment through hours worked increase.
 - c. The number and percent of employed participants who increased benefits related to employment.

EDUCATION AND COGNITIVE DEVELOPMENT

1. The number and percent of children (0 to 5) who demonstrate improved emergent literacy skills³.
2. The number and percent of children (0 to 5) who demonstrate skills for school readiness⁴.
3. The number and percent of children and youth who demonstrate improved positive approaches toward learning, including improved attention skills.
 - a. Early Childhood Education (ages 0-5)
 - b. 1st grade – 8th grade
 - c. 9th grade – 12th grade
4. The number and percent of children and youth who are achieving at basic grade level (academic, social, and school success skills).
 - a. Early Childhood Education (ages 0-5)
 - b. 1st grade – 8th grade
 - c. 9th grade – 12th grade
5. The number and percent of parents/caregivers who improve their home environments⁵.
6. The number and percent of adults who demonstrate improved basic education⁶.
- 16 The number and percent of individuals who obtain a high school diploma and/or obtain an equivalency certificate or diploma. 17
- 19 18 The number and percent of individuals who obtain a recognized credential, certificate, or degree relating to achievement of educational or vocational skills. 20
- 23 The number and percent of individuals who obtain an Associate's degree. 25 26
- 10 28 The number and percent of individuals who obtain a Bachelor's degree.

³ Reporting on this NPI includes Head Start measures 29 30

⁴ Reporting on this NPI includes Head Start measures 31 32

⁵ This NPI includes improvement in language and literacy skills 34 33

⁶ Report on this NPI for individuals aged 16 years or older.

<input checked="" type="checkbox"/>	Number: 16	Author: Compare: Replace	Subject: text	Date: Indeterminate
	[Old text]: "Obtain"			
	[New text]: "The number and percent of individuals who obtain"			
<input type="checkbox"/>	Number: 17	Author: Compare: Move	Subject: text	Date: Indeterminate
	This text was moved from page 2 of old document			
<input checked="" type="checkbox"/>	Number: 18	Author: Compare: Replace	Subject: text	Date: Indeterminate
	[Old text]: "Attain"			
	[New text]: "The number and percent of individuals who obtain"			
<input checked="" type="checkbox"/>	Number: 19	Author: Compare: Insert	Subject: text	Date: Indeterminate
	"8."			
<input type="checkbox"/>	Number: 20	Author: Compare: Move	Subject: text	Date: Indeterminate
	This text was moved from page 2 of old document			
<input checked="" type="checkbox"/>	Number: 21	Author: Compare: Move	Subject: text	Date: Indeterminate
	This text was moved from page 2 of old document to page 2 of this document			
<input checked="" type="checkbox"/>	Number: 22	Author: Compare: Move	Subject: text	Date: Indeterminate
	This text was moved from page 2 of old document to page 2 of this document			
<input checked="" type="checkbox"/>	Number: 23	Author: Compare: Insert	Subject: text	Date: Indeterminate
	"9."			
<input checked="" type="checkbox"/>	Number: 24	Author: Compare: Replace	Subject: text	Date: Indeterminate
	[Old text]: " individuals7 who: a."			
	[New text]: " individuals who obtain"			
<input checked="" type="checkbox"/>	Number: 25	Author: Compare: Delete	Subject: text	Date: Indeterminate
	"c. Obtain"			
<input checked="" type="checkbox"/>	Number: 26	Author: Compare: Delete	Subject: text	Date: Indeterminate
	"b."			
<input checked="" type="checkbox"/>	Number: 27	Author: Compare: Replace	Subject: text	Date: Indeterminate
	[Old text]: "d. Obtain"			
	[New text]: "The number and percent of individuals who obtain"			
<input type="checkbox"/>	Number: 28	Author: Compare: Move	Subject: text	Date: Indeterminate
	This text was moved from page 6 of old document			
<input checked="" type="checkbox"/>	Number: 29	Author: Compare: Delete	Subject: text	Date: Indeterminate
	" what"			
<input checked="" type="checkbox"/>	Number: 30	Author: Compare: Replace	Subject: text	Date: Indeterminate
	[Old text]: " measures, i.e., "The number and percent of infants and children who demonstrate improved communication, language, and emergent literacy skills.""			
	[New text]: " measures"			
<input checked="" type="checkbox"/>	Number: 31	Author: Compare: Delete	Subject: text	Date: Indeterminate
	" what"			
<input checked="" type="checkbox"/>	Number: 32	Author: Compare: Replace	Subject: text	Date: Indeterminate
	[Old text]: " measures, i.e., "The number and percent of infants, children and youth who demonstrate age appropriate cognitive development or skills for school readiness and school success.""			
	[New text]: " measures"			
<input checked="" type="checkbox"/>	Number: 33	Author: Compare: Delete	Subject: text	Date: Indeterminate
	"Reporting on this NPI includes what Head Start measures, i.e., "The number and percent of parents/caregivers who spent more time with their children in activities or improve their home environments to stimulate their children's development.""			
<input type="checkbox"/>	Number: 34	Author: Compare: Move	Subject: text	Date: Indeterminate
	This text was moved from page 2 of old document			

Comments from page 2 continued on next page

- employment for at least 90 days (with a living wage or higher).
- c. Of the above, the number and percent of unemployed adults who maintain existing employment for at least 180 days (with a living wage or higher).
4. Job/Career Enhancement: The number and percent of employed participants in a career-advancement related program who entered or transitioned into a position that provided increased income and/or benefits
- a. The number and percent of employed participants who increased income from employment through wage or salary amount increase.
 - b. The number and percent of employed participants who increased income from employment through hours worked increase.
 - c. The number and percent of employed participants who increased benefits related to employment.

EDUCATION AND COGNITIVE DEVELOPMENT


1. The number and percent of children (0 to 5) who demonstrate improved emergent literacy skills³.
2. The number and percent of children (0 to 5) who demonstrate skills for school readiness⁴.
3. The number and percent of children and youth who demonstrate improved positive approaches toward learning, including improved attention skills.
 - a. Early Childhood Education (ages 0-5)
 - b. 1st grade – 8th grade
 - c. 9th grade – 12th grade
4. The number and percent of children and youth who are achieving at basic grade level (academic, social, and school success skills).
 - a. Early Childhood Education (ages 0-5)
 - b. 1st grade – 8th grade
 - c. 9th grade – 12th grade
5. The number and percent of parents/caregivers who improve their home environments⁵.
6. The number and percent of adults who demonstrate improved basic education⁶.
7. The number and percent of individuals who obtain a high school diploma and/or obtain an equivalency certificate or diploma.
8. The number and percent of individuals who obtain a recognized credential, certificate, or degree relating to achievement of educational or vocational skills.
9. The number and percent of individuals who obtain an Associate's degree.
10. The number and percent of individuals who obtain a Bachelor's degree.

³ Reporting on this NPI includes Head Start measures


⁴ Reporting on this NPI includes Head Start measures

⁵ This NPI includes improvement in language and literacy skills.


⁶ Report on this NPI for individuals aged 16 years or older.

 Number: 35 Author: Compare: Move Subject: text Date: Indeterminate

This text was moved from page 2 of old document to page 2 of this document


 Number: 36 Author: Compare: Move Subject: text Date: Indeterminate

This text was moved from page 2 of old document to page 3 of this document

 Number: 37 Author: Compare: Replace Subject: text Date: Indeterminate

[Old text]: " ages 16+"

[New text]: " aged 16"


 Number: 38 Author: Compare: Replace Subject: text Date: Indeterminate

[Old text]: "Proposed Individual and Family Level National Performance Indicators"

[New text]: "CSBG Annual Report Module 4, Section C, NPI List Page"

The following text attributes were changed:

size

 Number: 39 Author: Compare: Insert Subject: text Date: Indeterminate

"FRN #1"

 Number: 40 Author: Compare: Insert Subject: text Date: Indeterminate

"of 6"

INCOME and ASSET BUILDING

1. The number and percent of individuals who achieve and maintain capacity to meet basic needs for 90 days.
2. The number and percent of individuals who achieve and maintain capacity to meet basic needs for 180 days. ¹

The number and percent of individuals who increased their financial ²assets (as indicated by):

- ³3. The number and percent of individuals who ³opened a savings account or IDA.
- ⁴4. The number and percent of individuals who ⁵increased their savings.
- ⁶6. The number and percent of individuals who ⁷used their savings to purchase an asset⁷.
- ⁸8. The number and percent of individuals who ⁹purchased a home.
7. Number and percent of individuals who improve their credit scores.
8. The number and percent of individuals who increase their net worth.

HOUSING

1. The number and percent of households experiencing ¹⁰homelessness⁸ who obtain safe temporary shelter.
2. The number and percent of households who obtain safe and affordable housing.
 - a. The number and percent of households who maintain safe and affordable housing for 90 days.
 - b. The number and percent of households who maintain safe and affordable housing for 180 days.
3. The number and percent of households that avoided eviction.
4. The number and percent of households that avoided foreclosure.
- ¹¹11. *Households who improve health, safety, and energy efficiency of homes (as indicated by):*
5. The number and percent of households who improved ¹²the health and safety of their homes.
6. The number and percent of households who improved ¹³the energy efficiency of their homes.
7. The number and percent of households who reduced ¹⁴their energy burden.

HEALTH AND SOCIAL/BEHAVIORAL DEVELOPMENT


















1. The number and percent of individuals who demonstrate increased nutrition skills (e.g. cooking, shopping, and growing food).
- ¹⁵15. *Individuals who demonstrate improved health and well-being (as indicated by):*
2. The number and percent of individuals who demonstrate improved ¹⁶physical health and well-being⁹:
 - a. ¹⁷17. Number and percent of the above who are children (ages 0-11)

⁷ Assets other than home purchase (e.g. vehicle, business equipment, etc.)

⁸ An individual or family without permanent housing who may live on the streets; abandoned building or vehicle; or in any other unstable or non-permanent situation. *Individuals who meet HUD definitions can be reported here also.*

⁹ There is no universal definition of well-being.

Page: 3

 Number: 1	Author: Compare: Delete	Subject: text	Date: Indeterminate
"3."			
 Number: 2	Author: Compare: Replace	Subject: text	Date: Indeterminate
[Old text]: "assets. a."			
[New text]: " assets (as indicated by): 3."			
The following text attributes were changed: font			
 Number: 3	Author: Compare: Replace	Subject: text	Date: Indeterminate
[Old text]: "open"			
[New text]: "opened"			
 Number: 4	Author: Compare: Replace	Subject: text	Date: Indeterminate
[Old text]: "b."			
[New text]: "4."			
 Number: 5	Author: Compare: Replace	Subject: text	Date: Indeterminate
[Old text]: " increase"			
[New text]: " increased"			
 Number: 6	Author: Compare: Replace	Subject: text	Date: Indeterminate
[Old text]: "c."			
[New text]: "5."			
 Number: 7	Author: Compare: Replace	Subject: text	Date: Indeterminate
[Old text]: "use"			
[New text]: "used"			
 Number: 8	Author: Compare: Move	Subject: text	Date: Indeterminate
This text was moved from page 3 of old document to page 4 of this document			
 Number: 9	Author: Compare: Replace	Subject: text	Date: Indeterminate
[Old text]: "purchase"			
[New text]: "purchased"			
 Number: 10	Author: Compare: Replace	Subject: text	Date: Indeterminate
[Old text]: " homelessness10"			
[New text]: " homelessness8"			
 Number: 11	Author: Compare: Insert	Subject: text	Date: Indeterminate
"Households who improve health, safety, and energy efficiency of homes (as indicated by):"			
 Number: 12	Author: Compare: Insert	Subject: text	Date: Indeterminate
"the"			
 Number: 13	Author: Compare: Insert	Subject: text	Date: Indeterminate
"the"			
 Number: 14	Author: Compare: Insert	Subject: text	Date: Indeterminate
"their"			
 Number: 15	Author: Compare: Insert	Subject: text	Date: Indeterminate
"Individuals who demonstrate improved health and well-being (as indicated by):"			
 Number: 16	Author: Compare: Insert	Subject: text	Date: Indeterminate
"physical"			
 Number: 17	Author: Compare: Delete	Subject: text	Date: Indeterminate
"Physical health. i."			

Comments from page 3 continued on next page

INCOME and ASSET BUILDING

1. The number and percent of individuals who achieve and maintain capacity to meet basic needs for 90 days.
2. The number and percent of individuals who achieve and maintain capacity to meet basic needs for 180 days. ¹

The number and percent of individuals who increased their financial assets (as indicated by):

3. The number and percent of individuals who opened a savings account or IDA.
4. The number and percent of individuals who increased their savings.
5. The number and percent of individuals who used their savings to purchase an asset⁷.
6. ² The number and percent of individuals who purchased a home.
7. Number and percent of individuals who improve their credit scores.
8. The number and percent of individuals who increase their net worth.

HOUSING

1. The number and percent of households experiencing homelessness⁸ who obtain safe temporary shelter.
2. The number and percent of households who obtain safe and affordable housing.
 - a. The number and percent of households who maintain safe and affordable housing for 90 days.
 - b. The number and percent of households who maintain safe and affordable housing for 180 days.
3. The number and percent of households that avoided eviction.
4. The number and percent of households that avoided foreclosure.

Households who improve health, safety, and energy efficiency of homes (as indicated by):

5. The number and percent of households who improved the health and safety of their homes.
6. The number and percent of households who improved the energy efficiency of their homes.
7. The number and percent of households who reduced their energy burden.

HEALTH AND SOCIAL/BEHAVIORAL DEVELOPMENT

1. The number and percent of individuals who demonstrate increased nutrition skills (e.g. cooking, shopping, and growing food).

Individuals who demonstrate improved health and well-being (as indicated by):

2. The number and percent of individuals who demonstrate improved physical health and well-being⁹:
 - a. ³ Number and percent of the above who are children (ages 0-11)

¹ ²⁴ ¹⁴ ¹² ²¹ ²⁵ an home purchase (e.g. vehicle, business equipment ²³ c.)

²⁷ individual or family without permanent housing who may live on the streets; abandoned building or vehicle; or in any other unstable or non-permanent situation. ²⁸ Individuals who meet HUD definitions can be reported here also. ²⁹

³⁰ There is no universal definition of well-being.

- | | | | | |
|---|------------|--------------------------|---------------|---------------------|
| <input checked="" type="checkbox"/> | Number: 18 | Author: Compare: Delete | Subject: text | Date: Indeterminate |
| "This NPI refers to individuals using their savings for assets" | | | | |
| <input checked="" type="checkbox"/> | Number: 19 | Author: Compare: Move | Subject: text | Date: Indeterminate |
| This text was moved from page 3 of old document to page 3 of this document | | | | |
| <input checked="" type="checkbox"/> | Number: 20 | Author: Compare: Move | Subject: text | Date: Indeterminate |
| This text was moved from page 3 of old document to page 3 of this document | | | | |
| <input checked="" type="checkbox"/> | Number: 21 | Author: Compare: Delete | Subject: text | Date: Indeterminate |
| "This indicator is similar to the second stability indicator option. The inclusion of this indicator in the final set of NPIs will depend on the feedback from the network on the stability indicator options." | | | | |
| <input type="checkbox"/> | Number: 22 | Author: Compare: Move | Subject: text | Date: Indeterminate |
| This text was moved from page 2 of old document | | | | |
| <input checked="" type="checkbox"/> | Number: 23 | Author: Compare: Replace | Subject: text | Date: Indeterminate |
| [Old text]: "etc)" | | | | |
| [New text]: " etc.)" | | | | |
| <input checked="" type="checkbox"/> | Number: 24 | Author: Compare: Insert | Subject: text | Date: Indeterminate |
| "Assets" | | | | |
| <input checked="" type="checkbox"/> | Number: 25 | Author: Compare: Replace | Subject: text | Date: Indeterminate |
| [Old text]: " that" | | | | |
| [New text]: " than" | | | | |
| <input checked="" type="checkbox"/> | Number: 26 | Author: Compare: Move | Subject: text | Date: Indeterminate |
| This text was moved from page 3 of old document to page 4 of this document | | | | |
| <input type="checkbox"/> | Number: 27 | Author: Compare: Move | Subject: text | Date: Indeterminate |
| This text was moved from page 3 of old document | | | | |
| <input checked="" type="checkbox"/> | Number: 28 | Author: Compare: Insert | Subject: text | Date: Indeterminate |
| "Individuals who meet HUD definitions can be reported here also." | | | | |
| <input checked="" type="checkbox"/> | Number: 29 | Author: Compare: Move | Subject: text | Date: Indeterminate |
| This text was moved from page 3 of old document to page 4 of this document | | | | |
| <input type="checkbox"/> | Number: 30 | Author: Compare: Move | Subject: text | Date: Indeterminate |
| This text was moved from page 3 of old document | | | | |
| <input checked="" type="checkbox"/> | Number: 31 | Author: Compare: Replace | Subject: text | Date: Indeterminate |
| [Old text]: "Proposed Individual and Family Level National Performance Indicators" | | | | |
| [New text]: "CSBG Annual Report Module 4, Section C, NPI List Page" | | | | |
| The following text attributes were changed: | | | | |
| size | | | | |
| <input checked="" type="checkbox"/> | Number: 32 | Author: Compare: Replace | Subject: text | Date: Indeterminate |
| [Old text]: "This will be defined based on the program and services provided. March 3," | | | | |
| [New text]: "June" | | | | |
| The following text attributes were changed: | | | | |
| size | | | | |
| <input checked="" type="checkbox"/> | Number: 33 | Author: Compare: Insert | Subject: text | Date: Indeterminate |
| "FRN #1" | | | | |
| <input checked="" type="checkbox"/> | Number: 34 | Author: Compare: Replace | Subject: text | Date: Indeterminate |
| [Old text]: "ii." | | | | |
| [New text]: "of 6" | | | | |
| The following text attributes were changed: | | | | |
| size | | | | |

- 1. Number and percent of the above who are youth (ages 12-17)
- 2. Number and percent of the above who are adults (ages 18-64)
- 3. Number and percent of the above who are seniors (ages 65+)
- 5. The number and percent of individuals who demonstrate improved mental and behavioral health and well-being¹⁰:
 - e. Number and percent of the above who are children (ages 0-11)
 - 7. Number and percent of the above who are youth (ages 12-17)
 - 8. Number and percent of the above who are adults (ages 18-64)
 - 9. Number and percent of the above who are seniors (ages 65+)
- 4. The number and percent of families who improve skills related to the adult role of parents/caregivers.
- 10. The number and percent of parents/caregivers who demonstrate increased sensitivity and responsiveness in their interactions with their children.
- 12. Individuals who maintain an independent living situation (as indicated by):
 - 6. The number and percent of seniors (65+) who maintain an independent living situation¹³
 - a. Of the above, the number and percent who maintain independence for 90 days.
 - b. Of the above, the number and percent who maintain independence for 180 days.
 - 7. The number and percent of individuals with disabilities¹¹ who maintain an independent living situation.
 - a. Of the above, the number and percent who maintain independence for 90 days.
 - b. Of the above, the number and percent who maintain independence for 180 days.
 - 8. The number and percent of individuals with chronic illness¹² who maintain an independent living situation.
 - a. Of the above, the number and percent who maintain independence for 90 days.
 - b. Of the above, the number and percent who maintain independence for 180 days.
 - 9. The number and percent of individuals with no recidivating event for six months.
 - a. Youth (ages 12-17)
 - b. Adults (ages 18-64)

▲▲ CIVIC ENGAGEMENT AND COMMUNITY INVOLVEMENT

Agencies will identify the outcomes that support Goal 1 that are connected to community engagement. Just like in the other family level indicators, the agency will be looking at its own participants (customers) for evidence of community engagement at this level. At this level, participants are gaining some skills, knowledge, resources that will enable them to be more successful in achieving the goal. Outcomes related to leadership development training, instructions in board roles and responsibilities, and increased social networks will all have

¹⁰ Ibid.

¹¹ Disability meaning (a) a physical or mental impairment that substantially limits one or more of the major life activities of such individual, (b) a record of such an impairment, and/or (c) being regarded as having such an impairment.

¹² Chronic illnesses are “conditions that last a year or more and require ongoing medical attention and/or limit activities of daily living”.

Page: 4

<input checked="" type="checkbox"/>	Number: 1 "b."	Author: Compare: Insert	Subject: text	Date: Indeterminate
<input checked="" type="checkbox"/>	Number: 2 [Old text]: "iii." [New text]: "c."	Author: Compare: Replace	Subject: text	Date: Indeterminate
<input checked="" type="checkbox"/>	Number: 3 "iv."	Author: Compare: Delete	Subject: text	Date: Indeterminate
<input type="checkbox"/>	Number: 4 This text was moved from page 3 of old document	Author: Compare: Move	Subject: text	Date: Indeterminate
<input checked="" type="checkbox"/>	Number: 5 [Old text]: "b. Mental" [New text]: "3. The number and percent of individuals who demonstrate improved mental" The following text attributes were changed: size	Author: Compare: Replace	Subject: text	Date: Indeterminate
<input checked="" type="checkbox"/>	Number: 6 [Old text]: "health. i." [New text]: "health and well- being10: e."	Author: Compare: Replace	Subject: text	Date: Indeterminate
<input checked="" type="checkbox"/>	Number: 7 [Old text]: "ii." [New text]: "f."	Author: Compare: Replace	Subject: text	Date: Indeterminate
<input checked="" type="checkbox"/>	Number: 8 [Old text]: "iii." [New text]: "g."	Author: Compare: Replace	Subject: text	Date: Indeterminate
<input checked="" type="checkbox"/>	Number: 9 [Old text]: "iv." [New text]: "h."	Author: Compare: Replace	Subject: text	Date: Indeterminate
<input checked="" type="checkbox"/>	Number: 10 [Old text]: "4." [New text]: "5."	Author: Compare: Replace	Subject: text	Date: Indeterminate
<input checked="" type="checkbox"/>	Number: 11 [Old text]: "situation." [New text]: "situation (as indicated by): 6." The following text attributes were changed: font	Author: Compare: Replace	Subject: text	Date: Indeterminate
<input checked="" type="checkbox"/>	Number: 12 [Old text]: "5. The number and percent of individuals" [New text]: "Individuals" The following text attributes were changed: font	Author: Compare: Replace	Subject: text	Date: Indeterminate
<input type="checkbox"/>	Number: 13 This text was moved from page 4 of old document	Author: Compare: Move	Subject: text	Date: Indeterminate
<input checked="" type="checkbox"/>	Number: 14 "i."	Author: Compare: Delete	Subject: text	Date: Indeterminate
<input checked="" type="checkbox"/>	Number: 15 This text was moved from page 4 of old document to page 4 of this document	Author: Compare: Move	Subject: text	Date: Indeterminate

Comments from page 4 continued on next page

- b. Number and percent of the above who are youth (ages 12-17)
 - c. Number and percent of the above who are adults (ages 18-64)
 - d. Number and percent of the above who are seniors (ages 65+)
3. The number and percent of individuals who demonstrate improved mental and behavioral health and well-being¹⁰:
- e. Number and percent of the above who are children (ages 0-11)
 - f. Number and percent of the above who are youth (ages 12-17)
 - g. Number and percent of the above who are adults (ages 18-64)
 - h. Number and percent of the above who are seniors (ages 65+)
4. The number and percent of families who improve skills related to the adult role of parents/caregivers.
5. The number and percent of parents/caregivers who demonstrate increased sensitivity and responsiveness in their interactions with their children.
- Individuals who maintain an independent living situation (as indicated by):*
6. The number and percent of seniors (65+) who maintain an independent living situation.
- a. Of the above, the number and percent who maintain independence for 90 days.
 - 16. Of the above, the number and percent who maintain independence for 180 days.
7. The number and percent of individuals with disabilities¹¹ who maintain an independent living situation.
- 20. Of the above, the number and percent who maintain independence for 90 days.
 - 21. Of the above, the number and percent who maintain independence for 180 days.
8. The number and percent of individuals with chronic illness¹² who maintain an independent living situation.
- 24. Of the above, the number and percent who maintain independence for 90 days.
 - 25. Of the above, the number and percent who maintain independence for 180 days.
9. The number and percent of individuals with no recidivating event²⁸ for six months.
- a. Youth (ages 12-17)
 - 29
 - b. Adults (ages 18-64)
 - 30
 - 31
 - 33

34 CIVIC ENGAGEMENT AND COMMUNITY INVOLVEMENT

Agencies will identify the outcomes that support Goal 1 that are connected to community engagement. Just like in the other family level indicators, the agency will be looking at its own participants (customers) for evidence of community engagement at this level. At this level, participants are gaining some skills, knowledge, resources that will enable them to be more successful in achieving the goal. Outcomes related to leadership development training, instructions in board roles and responsibilities, and increased social networks will all have

¹⁰ Ibid.

¹¹ Disability meaning (a) a physical or mental impairment that substantially limits one or more of the major life activities of such individual, (b) a record of such an impairment, and/or (c) being regarded as having such an impairment.

¹² Chronic illnesses are "conditions that last a year or more and require ongoing medical attention and/or limit activities of daily living".

<input checked="" type="checkbox"/>	Number: 16	Author: Compare: Replace	Subject: text	Date: Indeterminate
	[Old text]: "ii."			
	[New text]: "b."			
<input checked="" type="checkbox"/>	Number: 17	Author: Compare: Delete	Subject: text	Date: Indeterminate
	"b."			
<input checked="" type="checkbox"/>	Number: 18	Author: Compare: Replace	Subject: text	Date: Indeterminate
	[Old text]: " disabilities12"			
	[New text]: " disabilities11"			
<input type="checkbox"/>	Number: 19	Author: Compare: Move	Subject: text	Date: Indeterminate
	This text was moved from page 6 of old document			
<input checked="" type="checkbox"/>	Number: 20	Author: Compare: Replace	Subject: text	Date: Indeterminate
	[Old text]: "i."			
	[New text]: "a."			
<input checked="" type="checkbox"/>	Number: 21	Author: Compare: Replace	Subject: text	Date: Indeterminate
	[Old text]: "ii."			
	[New text]: "b."			
<input checked="" type="checkbox"/>	Number: 22	Author: Compare: Delete	Subject: text	Date: Indeterminate
	"c."			
<input type="checkbox"/>	Number: 23	Author: Compare: Move	Subject: text	Date: Indeterminate
	This text was moved from page 6 of old document			
<input checked="" type="checkbox"/>	Number: 24	Author: Compare: Replace	Subject: text	Date: Indeterminate
	[Old text]: "i."			
	[New text]: "a."			
<input checked="" type="checkbox"/>	Number: 25	Author: Compare: Replace	Subject: text	Date: Indeterminate
	[Old text]: "ii."			
	[New text]: "b."			
<input checked="" type="checkbox"/>	Number: 26	Author: Compare: Delete	Subject: text	Date: Indeterminate
	"6."			
<input type="checkbox"/>	Number: 27	Author: Compare: Move	Subject: text	Date: Indeterminate
	This text was moved from page 6 of old document			
<input checked="" type="checkbox"/>	Number: 28	Author: Compare: Replace	Subject: text	Date: Indeterminate
	[Old text]: " event14"			
	[New text]: " event"			
<input checked="" type="checkbox"/>	Number: 29	Author: Compare: Insert	Subject: text	Date: Indeterminate
	"(ages 12-17)"			
<input checked="" type="checkbox"/>	Number: 30	Author: Compare: Insert	Subject: text	Date: Indeterminate
	"(ages 18-64)"			
<input checked="" type="checkbox"/>	Number: 31	Author: Compare: Move	Subject: text	Date: Indeterminate
	This text was moved from page 4 of old document to page 4 of this document			
<input checked="" type="checkbox"/>	Number: 32	Author: Compare: Move	Subject: text	Date: Indeterminate
	This text was moved from page 4 of old document to page 4 of this document			
<input checked="" type="checkbox"/>	Number: 33	Author: Compare: Delete	Subject: text	Date: Indeterminate
	"14 This NPI refers to individuals who are released from jail or prison and are not re-arrested within the six month period after release. March 3, 2016 – Proposed Individual and Family Level National Performance Indicators 4"			
<input checked="" type="checkbox"/>	Number: 34	Author: Compare: Delete	Subject: text	Date: Indeterminate
	"13"			

Comments from page 4 continued on next page

- b. Number and percent of the above who are youth (ages 12-17)
 - c. Number and percent of the above who are adults (ages 18-64)
 - d. Number and percent of the above who are seniors (ages 65+)
3. The number and percent of individuals who demonstrate improved mental and behavioral health and well-being¹⁰:
- e. Number and percent of the above who are children (ages 0-11)
 - f. Number and percent of the above who are youth (ages 12-17)
 - g. Number and percent of the above who are adults (ages 18-64)
 - h. Number and percent of the above who are seniors (ages 65+)
4. The number and percent of families who improve skills related to the adult role of parents/caregivers.
5. The number and percent of parents/caregivers who demonstrate increased sensitivity and responsiveness in their interactions with their children.
- Individuals who maintain an independent living situation (as indicated by):*
6. The number and percent of seniors (65+) who maintain an independent living situation.
- a. Of the above, the number and percent who maintain independence for 90 days.
 - b. Of the above, the number and percent who maintain independence for 180 days.
7. The number and percent of individuals with disabilities¹¹ who maintain an independent living situation.
- a. Of the above, the number and percent who maintain independence for 90 days.
 - b. Of the above, the number and percent who maintain independence for 180 days.
8. The number and percent of individuals with chronic illness¹² who maintain an independent living situation.
- a. Of the above, the number and percent who maintain independence for 90 days.
 - b. Of the above, the number and percent who maintain independence for 180 days.
9. The number and percent of individuals with no recidivating event for six months.
- a. Youth (ages 12-17)
 - b. Adults (ages 18-64)

35 CIVIC ENGAGEMENT AND COMMUNITY INVOLVEMENT

Agencies will identify the outcomes that support Goal 1 that are connected to community engagement. Just like in the other family level indicators, the agency will be looking at its own participants (customers) for evidence of community engagement at this level. At this level, participants are gaining some skills, knowledge, resources that will enable them to be more successful in achieving the goal. Outcomes related to leadership development training, instructions in board roles and responsibilities, and increased social networks will all have

¹⁰ 37 d.

¹¹ 39 ability meaning (a) a physical or mental impairment that substantially limits one or more of the major life activities of such individual, (b) a record of such an impairment, and/or (c) being regarded as having such an impairment.

¹² 42 ronic illnesses are "conditions that last a year or more and require ongoing medical attention and/or limit activities of daily living".

- Number: 35 Author: Compare: Move Subject: text Date: Indeterminate
This text was moved from page 4 of old document to page 4 of this document
-
- Number: 36 Author: Compare: Move Subject: text Date: Indeterminate
This text was moved from page 3 of old document
-
- Number: 37 Author: Compare: Insert Subject: text Date: Indeterminate
"Ibid. June 2016 FRN #1 – CSBG Annual Report Module 4, Section C, NPI List Page 4 of 6"
-
- Number: 38 Author: Compare: Move Subject: text Date: Indeterminate
This text was moved from page 3 of old document
-
- Number: 39 Author: Compare: Replace Subject: text Date: Indeterminate
[Old text]: "The term disability means, with respect to an individual -"

[New text]: "Disability meaning"
-
- Number: 40 Author: Compare: Move Subject: text Date: Indeterminate
This text was moved from page 4 of old document
-
- Number: 41 Author: Compare: Move Subject: text Date: Indeterminate
This text was moved from page 4 of old document
-
- Number: 42 Author: Compare: Replace Subject: text Date: Indeterminate
[Old text]: "According to a common definition, chronic"

[New text]: "Chronic"
-
- Number: 43 Author: Compare: Move Subject: text Date: Indeterminate
This text was moved from page 4 of old document

outcomes related to the individual involved in these services.

1. The number of Community Action program participants who increase skills, knowledge, and abilities to enable them to work with Community Action to improve conditions in the community.
 - a. Of the above, the number and percent of Community Action program participants who improve leadership skills.
 - i. Of the above, the number and percent of Community Action program participants who become engaged in a leadership role.
 - b. Of the above, the number of Community Action program participants who improve their social networks.
 - c. Of the above, the number of Community Action program participants who improve other skills to improve their ability to engage.

INDIVIDUAL AND FAMILY STABILITY

It is important to be able to measure and report on the number of individuals and families who achieved stability as a result of community action services and programs. There are two options proposed to the Network to solicit feedback on the indicator that will allow community action to showcase their impact on individuals and families as they move towards stability. This is a result of the underlying assumption of the network that families and individuals must be stable before they begin to move towards self-sufficiency.

OPTION 1: The number and percent of individuals who achieve one or more outcomes as identified by the National Performance Indicators in various domains.

MEASUREMENT. This would require agencies to keep an unduplicated count of people who achieved one or more outcomes reported in the NPIs. This would not be aggregated by adding the numbers from the NPIs together, as that would result in a double counting people who achieved more than one outcome.


DEFINITION. Stability is defined as the unduplicated number of people who achieve one or more outcomes, as identified by the NPIs, across all domains.


OPTION 2: The number and percent of individuals engaged with the Community Action Agency who report improved financial well-being.

MEASUREMENT. This would require agencies to keep an unduplicated count of people who report improved financial well-being based on responses to the [CFPB Financial Well Being Scale](#). The [CFPB Financial Well-Being Scale questionnaire](#) includes the following questions:


This statement describes me:


- I can handle a major unexpected expense
- I am securing my financial future


 Number: 1 Author: Compare: Delete Subject: text Date: Indeterminate
" (specify)"


 Number: 2 Author: Compare: Replace Subject: text Date: Indeterminate
[Old text]: " three"

[New text]: "two"
The following text attributes were changed:
font, size


 Number: 3 Author: Compare: Delete Subject: text Date: Indeterminate
"a."

 Number: 4 Author: Compare: Delete Subject: text Date: Indeterminate
"SUSTAINED IMPACT MEASURE: The number and percent of individuals engaged with the Community Action Agency who achieved and maintained the ability to meet basic needs for six months. March 3, 2016 – Proposed Individual and Family Level National Performance Indicators 5"

 Number: 5 Author: Compare: Delete Subject: text Date: Indeterminate
" achieved and maintained the ability to meet basic needs for six months, during the initial contact year. b. The number and percent of individuals engaged with the Community Action Agency who achieved and maintained the ability to meet basic needs for six months, in subsequent contact years two through five. DEFINITIONS. "Engaged with" means having multiple program-related contacts with the CAA (say, a minimum of 5 or 10 per year.) "Individuals" would include both program participants, and all members of the household of program participants. (This allows for a more accurate assessment of total impact.) To provide a way to investigate the effects of service intensity, outcomes can be cross-tabulated with numbers of service contacts (e.g., 5-20 contacts/ year, 21-50, 51-100 and so on.) Tools used to assess "ability to meet basic needs" can be existing, well- validated food, housing and energy insecurity scales. OPTION 3: The number and percent of individuals engaged with the Community Action Agency who"

 Number: 6 Author: Compare: Replace Subject: text Date: Indeterminate
[Old text]: "1."

[New text]: "□"
The following text attributes were changed:
font

 Number: 7 Author: Compare: Replace Subject: text Date: Indeterminate
[Old text]: "3."

[New text]: "June 2016 FRN #1 – CSBG Annual Report Module 4, Section C, NPI List Page 5 of 6"
The following text attributes were changed:
size

- 1 *Because of my money situation, I feel like I will never have the things I want in life*
- I can enjoy life because of the way I'm managing my money*
- 2 *I am just getting by financially*
- I am concerned that the money I have or will save won't last*

This statement applies to me:

- 3 *Giving a gift for a wedding, birthday or other occasion would put a strain on my finances for the month*
- 4 *I have money left over at the end of the month*
- 5 *I am behind with my finances*
- 6 *My finances control my life*

Page: 6

Number: 1 Author: Compare: Insert Subject: text Date: Indeterminate
"□"

Number: 2 Author: Compare: Replace Subject: text Date: Indeterminate
[Old text]: "5."

[New text]: "□"

The following text attributes were changed:
font

Number: 3 Author: Compare: Move Subject: text Date: Indeterminate
This text was moved from page 6 of old document to page 4 of this document

Number: 4 Author: Compare: Move Subject: text Date: Indeterminate
This text was moved from page 6 of old document to page 4 of this document

Number: 5 Author: Compare: Move Subject: text Date: Indeterminate
This text was moved from page 6 of old document to page 4 of this document

Number: 6 Author: Compare: Move Subject: text Date: Indeterminate
This text was moved from page 6 of old document to page 2 of this document