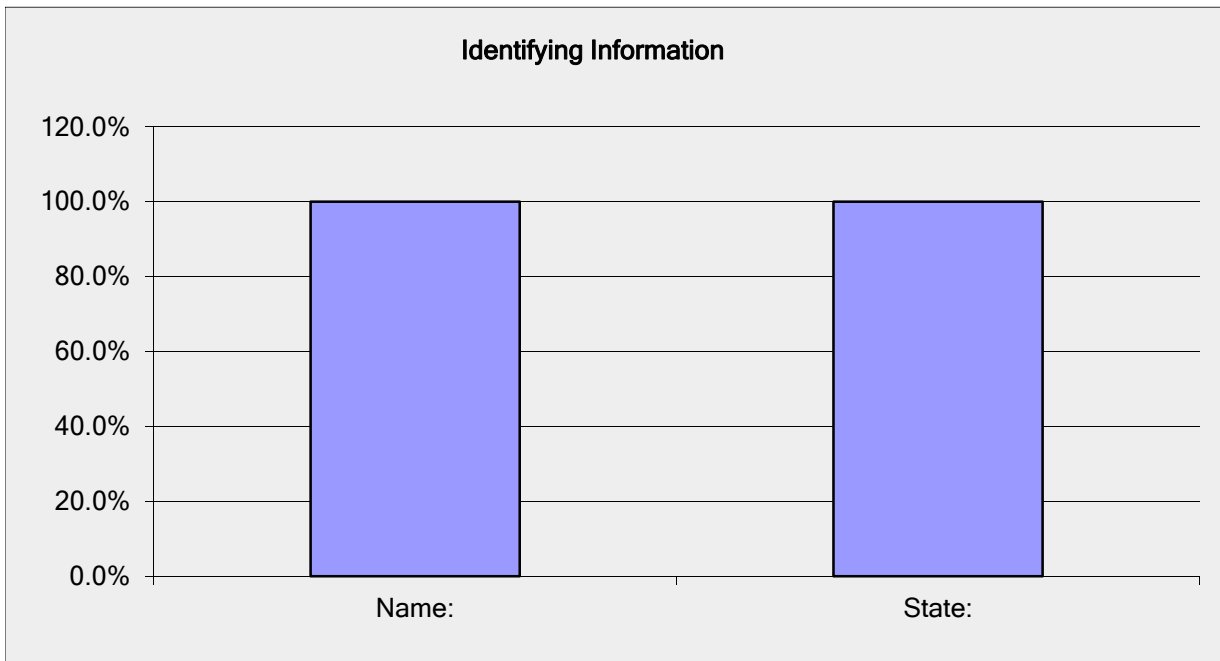


### State ROMA Survey

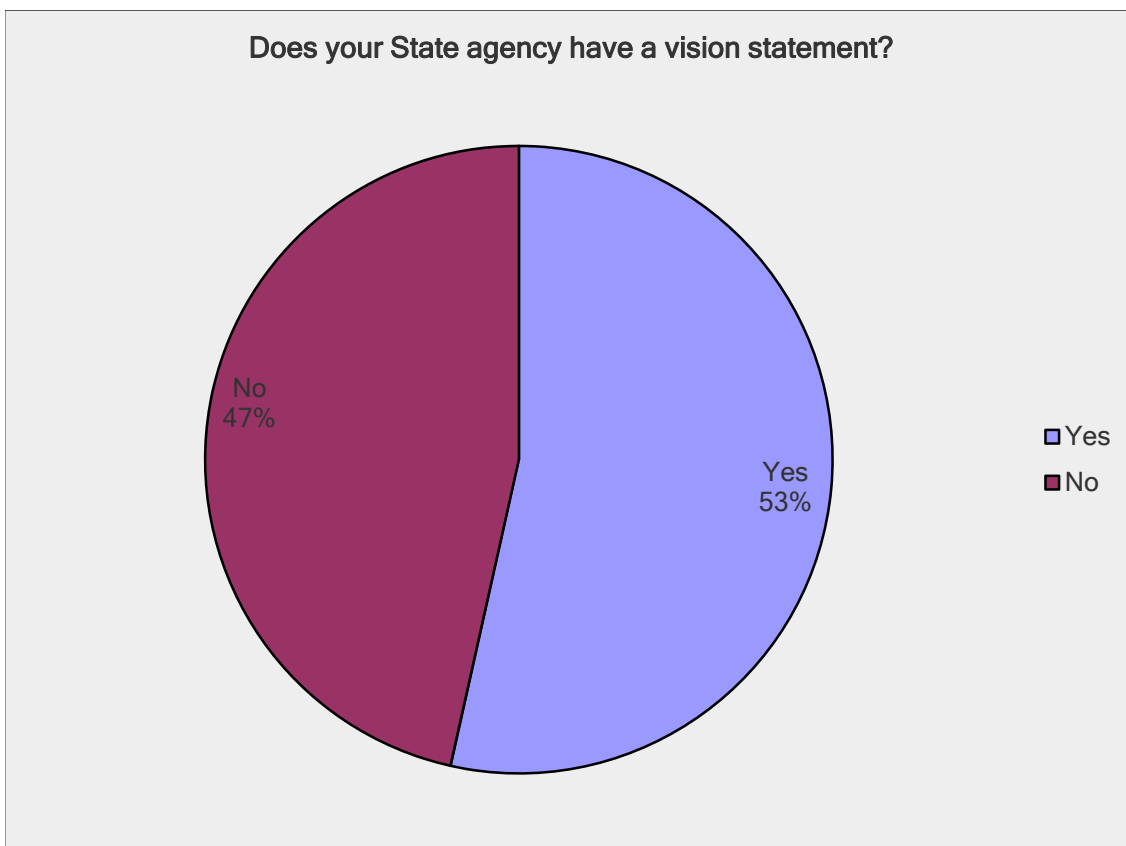
Identifying Information		
Answer Options	Response Percent	Response Count
Name:	100.0%	43
State:	100.0%	43
<i>answered question</i>		<b>43</b>
<i>skipped question</i>		<b>0</b>



### State ROMA Survey

Does your State agency have a statewide vision statement that speaks to the goals and purposes of community action? (A vision statement outlines what the organization wants to be. It concentrates on long-term goals and where you want to be in the future. It is a source of inspiration.)

Answer Options	Response Percent	Response Count
Yes	53.5%	23
No	46.5%	20
<i>answered question</i>		<b>43</b>
<i>skipped question</i>		<b>0</b>

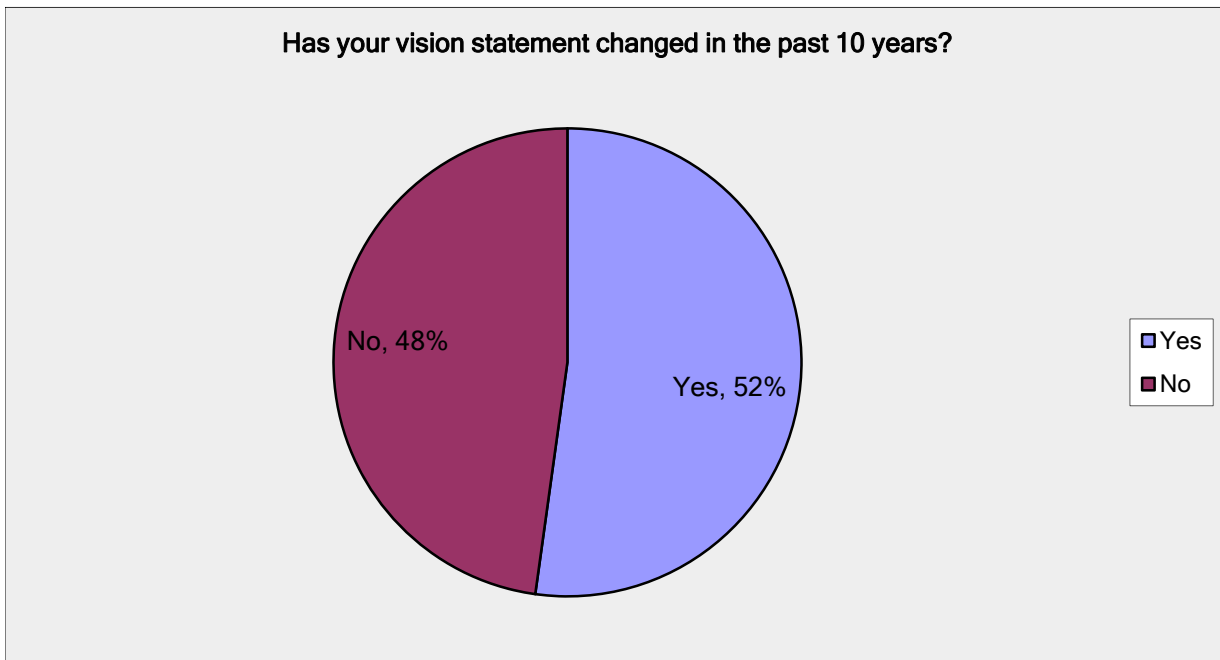


Please type your vision statement below.

Answer Options	Response Count
	23
<i>answered question</i>	<b>23</b>
<i>skipped question</i>	<b>20</b>

### State ROMA Survey

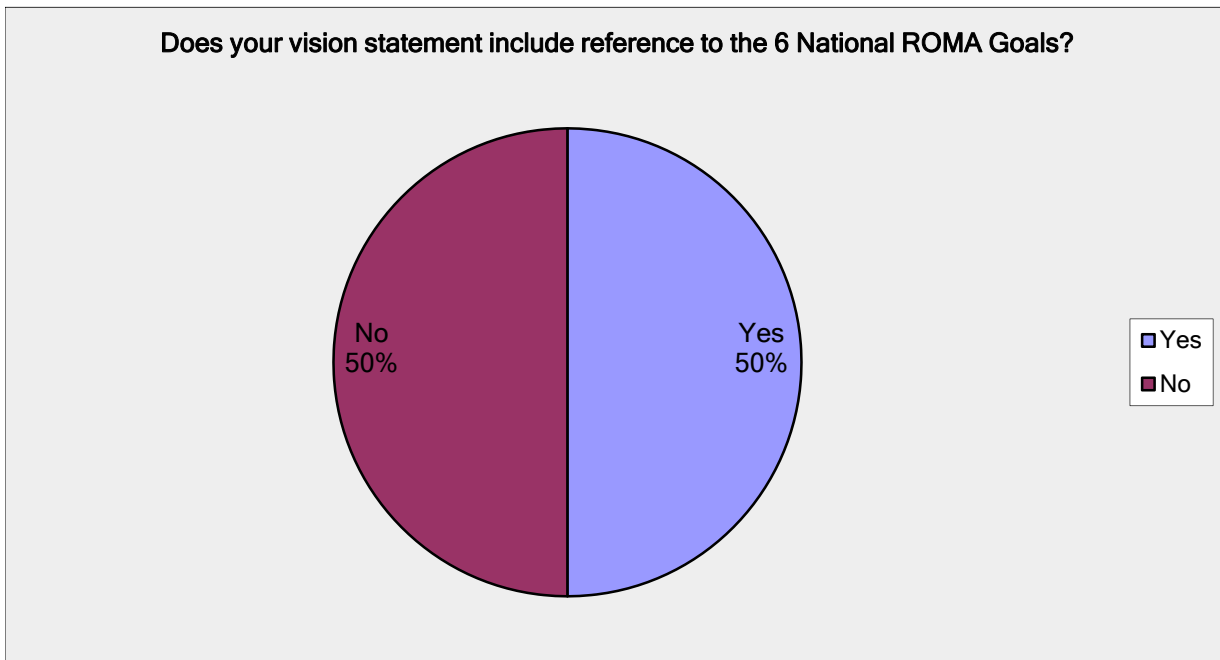
Has your vision statement changed in the past 10 years?		
Answer Options	Response Percent	Response Count
Yes	52.2%	12
No	47.8%	11
<i>answered question</i>		<b>23</b>
<i>skipped question</i>		<b>20</b>



Please identify the changes made to your vision statement in the past 10 years.	
Answer Options	Response Count
	12
<i>answered question</i>	<b>12</b>
<i>skipped question</i>	<b>31</b>

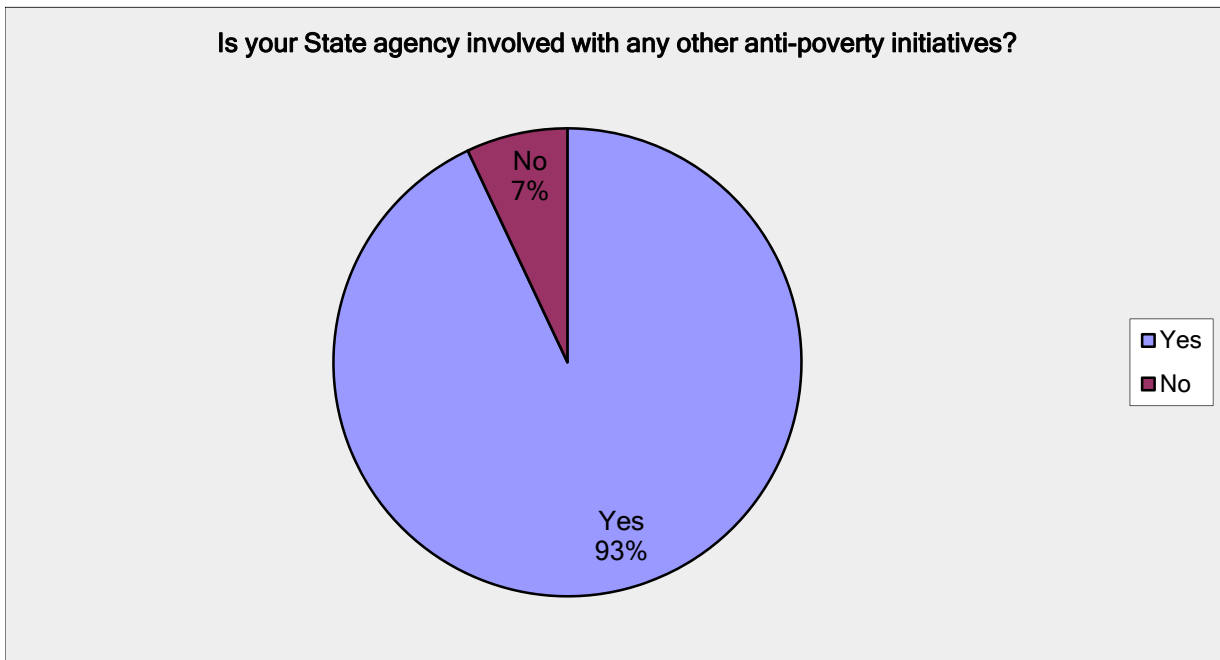
### State ROMA Survey

Does your vision statement include reference to the 6 National ROMA Goals?		
Answer Options	Response Percent	Response Count
Yes	50.0%	6
No	50.0%	6
<i>answered question</i>		<b>12</b>
<i>skipped question</i>		<b>31</b>



### State ROMA Survey

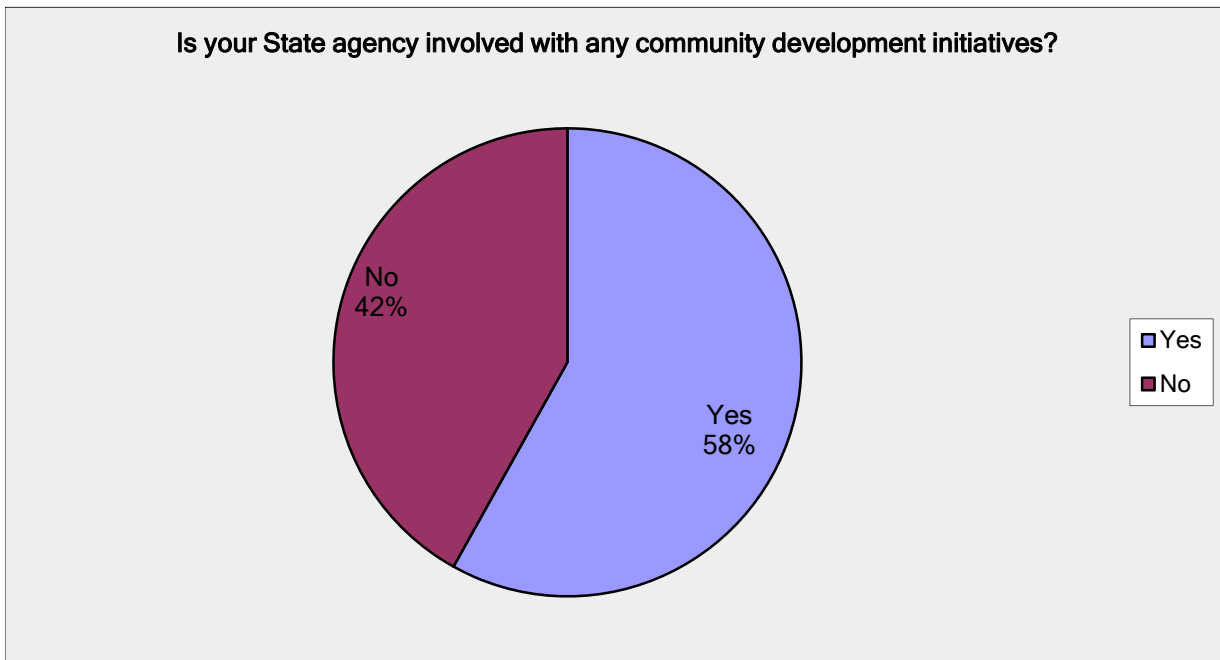
Is your State agency involved with any other anti-poverty initiatives?		
Answer Options	Response Percent	Response Count
Yes	93.0%	40
No	7.0%	3
<i>answered question</i>		<b>43</b>
<i>skipped question</i>		<b>0</b>



Please list and describe your State agency's involvement with other anti-poverty initiatives.	
Answer Options	Response Count
	40
<i>answered question</i>	<b>40</b>
<i>skipped question</i>	<b>3</b>

### State ROMA Survey

Is your State agency involved with any community development initiatives?		
Answer Options	Response Percent	Response Count
Yes	58.1%	25
No	41.9%	18
<i>answered question</i>		<b>43</b>
<i>skipped question</i>		<b>0</b>



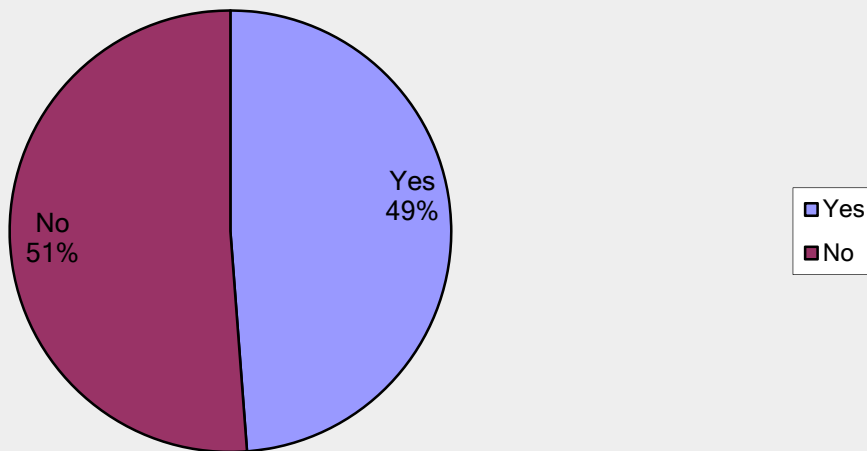
Please list and describe your State agency's involvement with community development initiatives.	
Answer Options	Response Count
	26
<i>answered question</i>	<b>26</b>
<i>skipped question</i>	<b>17</b>

### State ROMA Survey

Does your State agency have a statewide system of collecting outcome measures from broad state anti-poverty/community development initiatives?

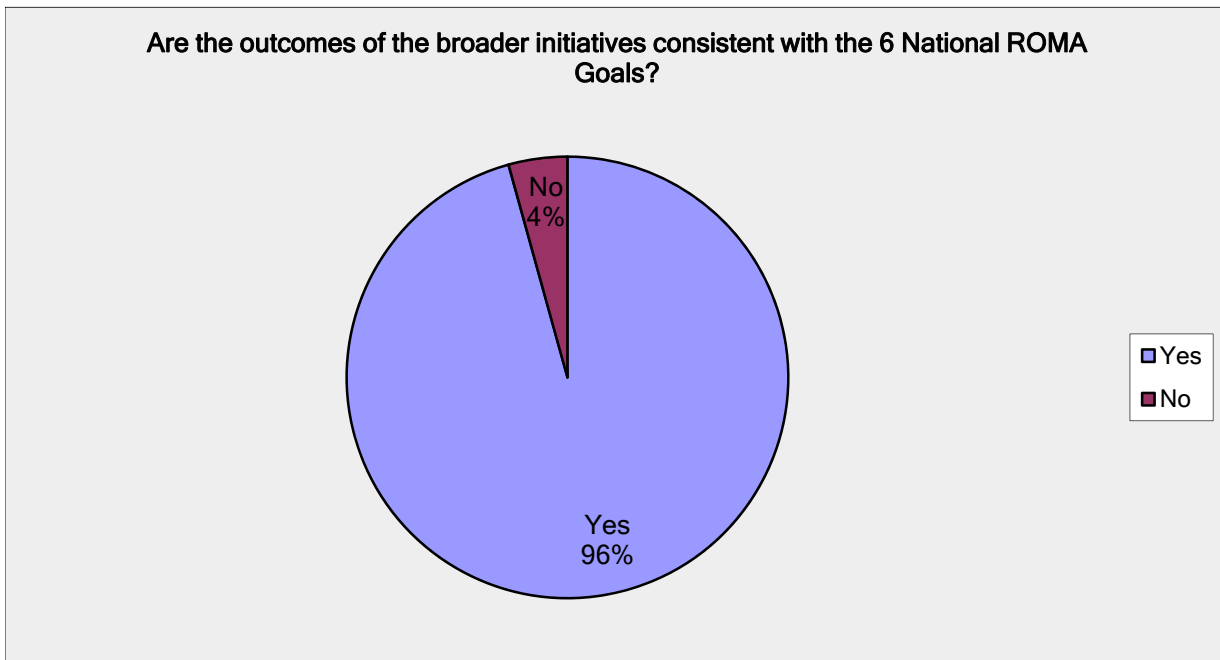
Answer Options	Response Percent	Response Count
Yes	48.8%	21
No	51.2%	22
<i>answered question</i>		<b>43</b>
<i>skipped question</i>		<b>0</b>

Does your State agency have a statewide system of collecting outcome measures from broad state anti-poverty/community development initiatives?



### State ROMA Survey

Are the outcomes of the broader initiatives consistent with the 6 National ROMA Goals?		
Answer Options	Response Percent	Response Count
Yes	95.7%	22
No	4.3%	1
<i>answered question</i>		<b>23</b>
<i>skipped question</i>		<b>20</b>

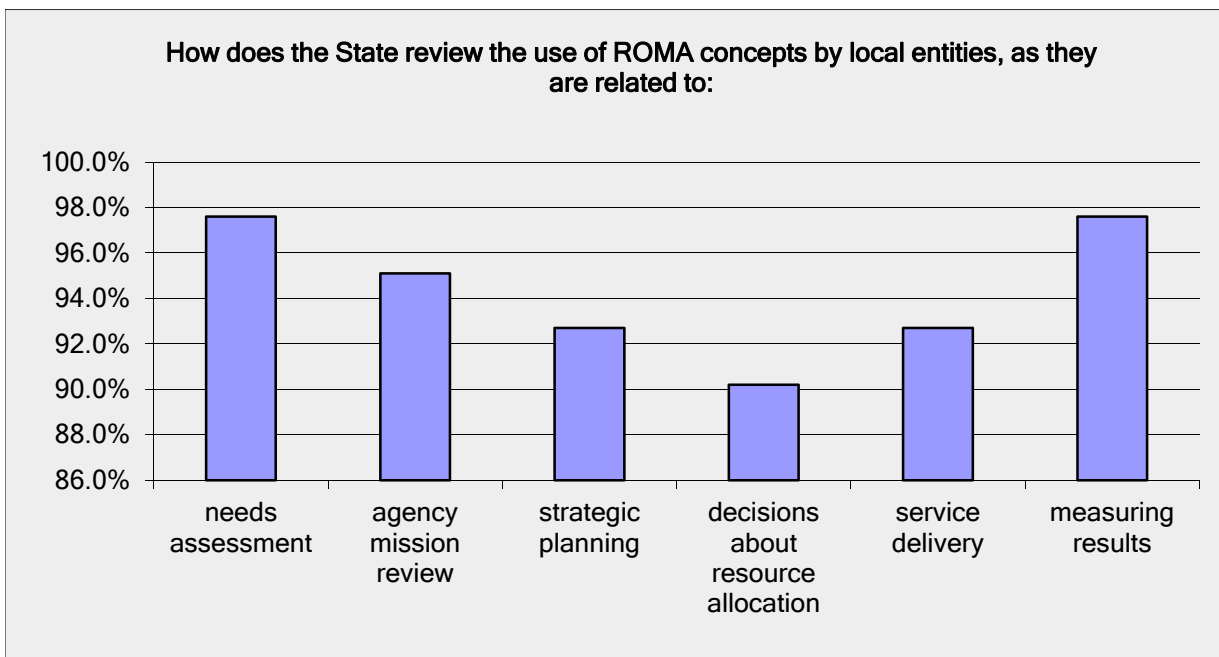




### State ROMA Survey

How does the State review the use of ROMA concepts by local entities, as they are related to:

Answer Options	Response Percent	Response Count
needs assessment	97.6%	40
agency mission review	95.1%	39
strategic planning	92.7%	38
decisions about resource allocation	90.2%	37
service delivery	92.7%	38
measuring results	97.6%	40
<i>answered question</i>		<b>41</b>
<i>skipped question</i>		<b>2</b>



What procedures are in place to support the required monitoring of entities to see if 80% of plans and reports include performance measure data?

Answer Options	Response Count
	41
<i>answered question</i>	<b>41</b>
<i>skipped question</i>	<b>2</b>